



Usr: supervisor  
Rep: rptAnalíticoPresupuestoEgresos\_FF

### Municipio de Chilcuautla HIDALGO

#### Analítico Mensual de Egresos Pagados por Fuente de Financiamiento al 31/dic./2023 (Cuentas con Movimientos) (Cifras en pesos y centavos)

Fecha y hora de Impresión | 23/abr./2024 | 05:14 p. m.

Objeto del Gasto	Presupuesto Vigente	Ene	Feb	Mar	Abr	May	Jun	Jul	Ago	Sep	Oct	Nov	Dic	Total	Diferencia (Vigente - Total)	
<b>103 Recursos Propios 2019 (Libre Disposición)</b>																
400000	TRANSFERENCIAS, ASIGNACIONES	\$6,511.70	\$0.00	\$6,511.70	\$0.00	\$0.00	\$0.00	\$0.00	\$0.00	\$0.00	\$0.00	\$0.00	\$0.00	\$6,511.70	\$0.00	
440000	Ayudas sociales	\$6,511.70	\$0.00	\$6,511.70	\$0.00	\$0.00	\$0.00	\$0.00	\$0.00	\$0.00	\$0.00	\$0.00	\$0.00	\$6,511.70	\$0.00	
441000	Ayudas sociales a personas	\$6,511.70	\$0.00	\$6,511.70	\$0.00	\$0.00	\$0.00	\$0.00	\$0.00	\$0.00	\$0.00	\$0.00	\$0.00	\$6,511.70	\$0.00	
441001	Ayudas sociales a personas	\$6,511.70	\$0.00	\$6,511.70	\$0.00	\$0.00	\$0.00	\$0.00	\$0.00	\$0.00	\$0.00	\$0.00	\$0.00	\$6,511.70	\$0.00	
<b>Recursos Propios 2019 (Libre Disposición)</b>		<b>\$6,511.70</b>	<b>\$0.00</b>	<b>\$6,511.70</b>	<b>\$0.00</b>	<b>\$0.00</b>	<b>\$0.00</b>	<b>\$0.00</b>	<b>\$0.00</b>	<b>\$0.00</b>	<b>\$0.00</b>	<b>\$0.00</b>	<b>\$0.00</b>	<b>\$6,511.70</b>	<b>\$0.00</b>	
<b>104 Recursos Propios 2020 (Recursos Libre Disposición)</b>																
500000	BIENES MUEBLES, INMUEBLES E IN	\$7,502.93	\$0.00	\$7,502.93	\$0.00	\$0.00	\$0.00	\$0.00	\$0.00	\$0.00	\$0.00	\$0.00	\$0.00	\$7,502.93	\$0.00	
510000	Mobiliario y equipo de administración	\$7,502.93	\$0.00	\$7,502.93	\$0.00	\$0.00	\$0.00	\$0.00	\$0.00	\$0.00	\$0.00	\$0.00	\$0.00	\$7,502.93	\$0.00	
515000	Equipo de cómputo y de tecnología de la inf	\$7,502.93	\$0.00	\$7,502.93	\$0.00	\$0.00	\$0.00	\$0.00	\$0.00	\$0.00	\$0.00	\$0.00	\$0.00	\$7,502.93	\$0.00	
515001	Bienes informáticos	\$7,502.93	\$0.00	\$7,502.93	\$0.00	\$0.00	\$0.00	\$0.00	\$0.00	\$0.00	\$0.00	\$0.00	\$0.00	\$7,502.93	\$0.00	
<b>Recursos Propios 2020 (Recursos Libre Disposición)</b>		<b>\$7,502.93</b>	<b>\$0.00</b>	<b>\$7,502.93</b>	<b>\$0.00</b>	<b>\$0.00</b>	<b>\$0.00</b>	<b>\$0.00</b>	<b>\$0.00</b>	<b>\$0.00</b>	<b>\$0.00</b>	<b>\$0.00</b>	<b>\$0.00</b>	<b>\$7,502.93</b>	<b>\$0.00</b>	
<b>106 Recursos Propios 2022</b>																
600000	INVERSION PUBLICA	\$470,000.00	\$0.00	\$0.00	\$470,000.00	\$0.00	\$0.00	\$0.00	\$0.00	\$0.00	\$0.00	\$0.00	\$0.00	\$470,000.00	\$0.00	
610000	Obra pública en bienes de dominio público	\$470,000.00	\$0.00	\$0.00	\$470,000.00	\$0.00	\$0.00	\$0.00	\$0.00	\$0.00	\$0.00	\$0.00	\$0.00	\$470,000.00	\$0.00	
612000	Edificación no habitacional	\$470,000.00	\$0.00	\$0.00	\$470,000.00	\$0.00	\$0.00	\$0.00	\$0.00	\$0.00	\$0.00	\$0.00	\$0.00	\$470,000.00	\$0.00	
612001	Edificación no habitacional	\$470,000.00	\$0.00	\$0.00	\$470,000.00	\$0.00	\$0.00	\$0.00	\$0.00	\$0.00	\$0.00	\$0.00	\$0.00	\$470,000.00	\$0.00	
<b>Recursos Propios 2022</b>		<b>\$470,000.00</b>	<b>\$0.00</b>	<b>\$0.00</b>	<b>\$470,000.00</b>	<b>\$0.00</b>	<b>\$0.00</b>	<b>\$0.00</b>	<b>\$0.00</b>	<b>\$0.00</b>	<b>\$0.00</b>	<b>\$0.00</b>	<b>\$0.00</b>	<b>\$470,000.00</b>	<b>\$0.00</b>	
<b>107 Recursos Propios 2023 (Recursos de Libre Disposición)</b>																
200000	MATERIALES Y SUMINISTROS	\$3,917,796.80	\$244,518.50	\$424,544.95	\$561,824.11	\$250,694.97	\$368,708.33	\$435,773.29	\$364,905.93	\$30,287.46	\$17,524.59	\$309,556.47	\$374,864.63	\$389,316.65	\$3,772,519.88	\$145,276.92
210000	Materiales de administración, emisión de	\$239,140.65	\$0.00	\$29,093.26	\$0.00	\$29,821.19	\$3,520.90	\$3,080.67	\$1,179.99	\$26,017.46	\$7,162.59	\$45,458.08	\$52,541.18	\$41,265.33	\$239,140.65	\$0.00
211000	Materiales, útiles y equipos menores de ofic	\$80,867.41	\$0.00	\$2,206.15	\$0.00	\$18,856.19	\$2,902.90	\$504.31	\$0.00	\$26,017.46	\$0.00	\$30,380.40	\$0.00	\$0.00	\$80,867.41	\$0.00
211001	Material de Oficina	\$80,867.41	\$0.00	\$2,206.15	\$0.00	\$18,856.19	\$2,902.90	\$504.31	\$0.00	\$26,017.46	\$0.00	\$30,380.40	\$0.00	\$0.00	\$80,867.41	\$0.00
212000	Materiales y útiles de impresión y reproduc	\$19,752.51	\$0.00	\$2,527.11	\$0.00	\$0.00	\$0.00	\$0.00	\$0.00	\$0.00	\$0.00	\$15,077.68	\$2,147.72	\$0.00	\$19,752.51	\$0.00
212001	Materiales y útiles de Impresión	\$19,752.51	\$0.00	\$2,527.11	\$0.00	\$0.00	\$0.00	\$0.00	\$0.00	\$0.00	\$0.00	\$15,077.68	\$2,147.72	\$0.00	\$19,752.51	\$0.00
214000	Materiales, útiles y equipos menores de tec	\$86,678.56	\$0.00	\$0.00	\$0.00	\$4,470.00	\$219.00	\$0.00	\$1,179.99	\$0.00	\$7,162.59	\$0.00	\$35,041.33	\$0.00	\$86,678.56	\$0.00
214001	Material para Bienes Informáticos	\$86,678.56	\$0.00	\$0.00	\$0.00	\$4,470.00	\$219.00	\$0.00	\$1,179.99	\$0.00	\$7,162.59	\$0.00	\$35,041.33	\$0.00	\$86,678.56	\$0.00
215000	Material impreso e información digital	\$37,079.00	\$0.00	\$24,360.00	\$0.00	\$6,495.00	\$0.00	\$0.00	\$0.00	\$0.00	\$0.00	\$0.00	\$0.00	\$0.00	\$37,079.00	\$0.00
215001	Suscripciones a Publicaciones y Periódicos	\$37,079.00	\$0.00	\$24,360.00	\$0.00	\$6,495.00	\$0.00	\$0.00	\$0.00	\$0.00	\$0.00	\$0.00	\$0.00	\$0.00	\$37,079.00	\$0.00
216000	Material de limpieza	\$14,763.17	\$0.00	\$0.00	\$0.00	\$0.00	\$399.00	\$2,576.36	\$0.00	\$0.00	\$0.00	\$0.00	\$0.00	\$0.00	\$14,763.17	\$0.00
216001	Material de Limpieza	\$14,763.17	\$0.00	\$0.00	\$0.00	\$0.00	\$399.00	\$2,576.36	\$0.00	\$0.00	\$0.00	\$0.00	\$0.00	\$0.00	\$14,763.17	\$0.00
220000	Alimentos y utensilios	\$86,877.41	\$0.00	\$4,839.12	\$5,700.24	\$0.00	\$5,072.68	\$9,580.64	\$15,258.76	\$0.00	\$0.00	\$14,368.66	\$1,723.13	\$12,313.40	\$86,877.41	\$0.00







Municipio de Chilcuautla  
HIDALGO

Análítico Mensual de Egresos Pagados por Fuente de Financiamiento al 31/dic./2023  
(Cuentas con Movimientos)  
(Cifras en pesos y centavos)

Usu: supervisor  
Rep: rptAnalíticoPresupuestoEgresos\_FF

Fecha y 23/abr./2024  
hora de Impresión 05:14 p. m.

Objeto del Gasto	Presupuesto Vigente	Ene	Feb	Mar	Abr	May	Jun	Jul	Ago	Sep	Oct	Nov	Dic	Total	Diferencia (Vigente - Total)
221000 Productos alimenticios para personas	\$61,225.88	\$0.00	\$4,839.12	\$5,700.24	\$0.00	\$5,072.68	\$9,580.64	\$15,258.76	\$0.00	\$0.00	\$14,388.64	\$1,723.76	\$4,862.04	\$61,225.88	\$0.00
221001 Alimentación de Personas	\$61,225.88	\$0.00	\$4,839.12	\$5,700.24	\$0.00	\$5,072.68	\$9,580.64	\$15,258.76	\$0.00	\$0.00	\$14,388.64	\$1,723.76	\$4,862.04	\$61,225.88	\$0.00
223000 Utensilios para el servicio de alimentación	\$7,651.36	\$0.00	\$0.00	\$0.00	\$0.00	\$0.00	\$0.00	\$0.00	\$0.00	\$0.00	\$0.00	\$0.00	\$7,651.36	\$7,651.36	\$0.00
223001 Utensilios para el Servicio de Alimentación	\$7,651.36	\$0.00	\$0.00	\$0.00	\$0.00	\$0.00	\$0.00	\$0.00	\$0.00	\$0.00	\$0.00	\$0.00	\$7,651.36	\$7,651.36	\$0.00
<b>230000 Materias primas y materiales de produccion</b>	<b>\$3,323,777.85</b>	<b>\$205,906.32</b>	<b>\$373,476.10</b>	<b>\$509,640.25</b>	<b>\$211,019.58</b>	<b>\$353,798.09</b>	<b>\$414,157.99</b>	<b>\$273,788.18</b>	<b>\$4,270.00</b>	<b>\$10,362.00</b>	<b>\$242,120.20</b>	<b>\$250,322.70</b>	<b>\$329,639.52</b>	<b>\$3,178,500.93</b>	<b>\$145,276.92</b>
238000 Mercancias adquiridas para su comercializ	\$90,677.00	\$0.00	\$0.00	\$9,490.50	\$0.00	\$0.00	\$16,453.00	\$13,096.50	\$4,270.00	\$10,362.00	\$12,777.00	\$15,420.00	\$8,808.00	\$90,677.00	\$0.00
238001 Mercancias adquiridas para su comercializ	\$90,677.00	\$0.00	\$0.00	\$9,490.50	\$0.00	\$0.00	\$16,453.00	\$13,096.50	\$4,270.00	\$10,362.00	\$12,777.00	\$15,420.00	\$8,808.00	\$90,677.00	\$0.00
239000 Otros productos adquiridos como materia pi	\$3,233,100.85	\$205,906.32	\$373,476.10	\$500,149.75	\$211,019.58	\$353,798.09	\$397,704.99	\$260,691.68	\$0.00	\$0.00	\$229,343.20	\$234,902.70	\$320,831.52	\$3,087,823.93	\$145,276.92
239001 Otros productos adquiridos como materia pi	\$3,233,100.85	\$205,906.32	\$373,476.10	\$500,149.75	\$211,019.58	\$353,798.09	\$397,704.99	\$260,691.68	\$0.00	\$0.00	\$229,343.20	\$234,902.70	\$320,831.52	\$3,087,823.93	\$145,276.92
<b>240000 Materiales y artículos de construcción y d</b>	<b>\$143,049.19</b>	<b>\$0.00</b>	<b>\$2,408.08</b>	<b>\$0.00</b>	<b>\$0.00</b>	<b>\$0.00</b>	<b>\$0.00</b>	<b>\$70,760.00</b>	<b>\$0.00</b>	<b>\$0.00</b>	<b>\$4,599.55</b>	<b>\$64,687.56</b>	<b>\$594.00</b>	<b>\$143,049.19</b>	<b>\$0.00</b>
241000 Productos minerales no metálicos	\$3,099.55	\$0.00	\$0.00	\$0.00	\$0.00	\$0.00	\$0.00	\$0.00	\$0.00	\$0.00	\$3,099.55	\$0.00	\$0.00	\$3,099.55	\$0.00
241001 Productos minerales no metálicos	\$3,099.55	\$0.00	\$0.00	\$0.00	\$0.00	\$0.00	\$0.00	\$0.00	\$0.00	\$0.00	\$3,099.55	\$0.00	\$0.00	\$3,099.55	\$0.00
246000 Material eléctrico y electrónico	\$139,949.64	\$0.00	\$2,408.08	\$0.00	\$0.00	\$0.00	\$0.00	\$70,760.00	\$0.00	\$0.00	\$1,500.00	\$64,687.56	\$594.00	\$139,949.64	\$0.00
246001 Material Eléctrico	\$139,949.64	\$0.00	\$2,408.08	\$0.00	\$0.00	\$0.00	\$0.00	\$70,760.00	\$0.00	\$0.00	\$1,500.00	\$64,687.56	\$594.00	\$139,949.64	\$0.00
<b>250000 Productos químicos, farmacéuticos y de l</b>	<b>\$10,163.77</b>	<b>\$995.00</b>	<b>\$2,188.31</b>	<b>\$1,347.46</b>	<b>\$0.00</b>	<b>\$2,345.00</b>	<b>\$3,288.00</b>	<b>\$0.00</b>	<b>\$0.00</b>	<b>\$0.00</b>	<b>\$0.00</b>	<b>\$0.00</b>	<b>\$0.00</b>	<b>\$10,163.77</b>	<b>\$0.00</b>
251000 Productos químicos básicos	\$2,345.00	\$0.00	\$0.00	\$0.00	\$0.00	\$2,345.00	\$0.00	\$0.00	\$0.00	\$0.00	\$0.00	\$0.00	\$0.00	\$2,345.00	\$0.00
251001 Sustancias Químicas	\$2,345.00	\$0.00	\$0.00	\$0.00	\$0.00	\$2,345.00	\$0.00	\$0.00	\$0.00	\$0.00	\$0.00	\$0.00	\$0.00	\$2,345.00	\$0.00
252000 Fertilizantes, pesticidas y otros agroquímico	\$3,288.00	\$0.00	\$0.00	\$0.00	\$0.00	\$0.00	\$3,288.00	\$0.00	\$0.00	\$0.00	\$0.00	\$0.00	\$0.00	\$3,288.00	\$0.00
252001 Plaguicidas, Abonos y Fertilizantes	\$3,288.00	\$0.00	\$0.00	\$0.00	\$0.00	\$0.00	\$3,288.00	\$0.00	\$0.00	\$0.00	\$0.00	\$0.00	\$0.00	\$3,288.00	\$0.00
253000 Medicinas y productos farmacéuticos	\$2,188.31	\$0.00	\$2,188.31	\$0.00	\$0.00	\$0.00	\$0.00	\$0.00	\$0.00	\$0.00	\$0.00	\$0.00	\$0.00	\$2,188.31	\$0.00
253001 Medicinas y Productos Farmacéuticos	\$2,188.31	\$0.00	\$2,188.31	\$0.00	\$0.00	\$0.00	\$0.00	\$0.00	\$0.00	\$0.00	\$0.00	\$0.00	\$0.00	\$2,188.31	\$0.00
254000 Materiales, accesorios y suministros médic	\$2,342.46	\$995.00	\$0.00	\$1,347.46	\$0.00	\$0.00	\$0.00	\$0.00	\$0.00	\$0.00	\$0.00	\$0.00	\$0.00	\$2,342.46	\$0.00
254001 Materiales y Suministros Médicos	\$2,342.46	\$995.00	\$0.00	\$1,347.46	\$0.00	\$0.00	\$0.00	\$0.00	\$0.00	\$0.00	\$0.00	\$0.00	\$0.00	\$2,342.46	\$0.00
<b>260000 Combustibles, lubricantes y aditivos</b>	<b>\$84,854.56</b>	<b>\$37,617.18</b>	<b>\$1,001.08</b>	<b>\$45,136.16</b>	<b>\$0.00</b>	<b>\$1,100.14</b>	<b>\$0.00</b>	<b>\$0.00</b>	<b>\$0.00</b>	<b>\$0.00</b>	<b>\$0.00</b>	<b>\$0.00</b>	<b>\$0.00</b>	<b>\$84,854.56</b>	<b>\$0.00</b>
261000 Combustibles, lubricantes y aditivos	\$84,854.56	\$37,617.18	\$1,001.08	\$45,136.16	\$0.00	\$1,100.14	\$0.00	\$0.00	\$0.00	\$0.00	\$0.00	\$0.00	\$0.00	\$84,854.56	\$0.00
261001 Combustibles y Lubricantes vehiculos y eq	\$84,854.56	\$37,617.18	\$1,001.08	\$45,136.16	\$0.00	\$1,100.14	\$0.00	\$0.00	\$0.00	\$0.00	\$0.00	\$0.00	\$0.00	\$84,854.56	\$0.00
<b>270000 Vestuario, blancos, prendas de protecció</b>	<b>\$709.91</b>	<b>\$0.00</b>	<b>\$150.01</b>	<b>\$0.00</b>	<b>\$0.00</b>	<b>\$0.00</b>	<b>\$559.90</b>	<b>\$0.00</b>	<b>\$0.00</b>	<b>\$0.00</b>	<b>\$0.00</b>	<b>\$0.00</b>	<b>\$0.00</b>	<b>\$709.91</b>	<b>\$0.00</b>
271000 Vestuario y uniformes	\$559.90	\$0.00	\$0.00	\$0.00	\$0.00	\$0.00	\$559.90	\$0.00	\$0.00	\$0.00	\$0.00	\$0.00	\$0.00	\$559.90	\$0.00
271001 Vestuario, Uniformes	\$559.90	\$0.00	\$0.00	\$0.00	\$0.00	\$0.00	\$559.90	\$0.00	\$0.00	\$0.00	\$0.00	\$0.00	\$0.00	\$559.90	\$0.00
272000 Prendas de seguridad y protección persona	\$150.01	\$0.00	\$150.01	\$0.00	\$0.00	\$0.00	\$0.00	\$0.00	\$0.00	\$0.00	\$0.00	\$0.00	\$0.00	\$150.01	\$0.00
272001 Prendas de Protección	\$150.01	\$0.00	\$150.01	\$0.00	\$0.00	\$0.00	\$0.00	\$0.00	\$0.00	\$0.00	\$0.00	\$0.00	\$0.00	\$150.01	\$0.00
<b>290000 Herramientas, refacciones y accesorios m</b>	<b>\$47,223.63</b>	<b>\$0.00</b>	<b>\$11,388.99</b>	<b>\$0.00</b>	<b>\$9,854.20</b>	<b>\$2,871.52</b>	<b>\$5,106.09</b>	<b>\$3,919.00</b>	<b>\$0.00</b>	<b>\$0.00</b>	<b>\$2,990.00</b>	<b>\$5,589.43</b>	<b>\$5,504.40</b>	<b>\$47,223.63</b>	<b>\$0.00</b>
291000 Herramientas menores	\$24,617.72	\$0.00	\$3,849.99	\$0.00	\$9,854.20	\$2,000.01	\$4,806.09	\$0.00	\$0.00	\$0.00	\$0.00	\$4,107.43	\$0.00	\$24,617.72	\$0.00
291001 Herramientas Menores	\$24,617.72	\$0.00	\$3,849.99	\$0.00	\$9,854.20	\$2,000.01	\$4,806.09	\$0.00	\$0.00	\$0.00	\$0.00	\$4,107.43	\$0.00	\$24,617.72	\$0.00
294000 Refacciones y accesorios menores de equi	\$19,315.91	\$0.00	\$7,539.00	\$0.00	\$0.00	\$871.51	\$0.00	\$3,919.00	\$0.00	\$0.00	\$0.00	\$1,482.00	\$5,504.40	\$19,315.91	\$0.00
294001 Refacciones y accesorios menores de equi	\$19,315.91	\$0.00	\$7,539.00	\$0.00	\$0.00	\$871.51	\$0.00	\$3,919.00	\$0.00	\$0.00	\$0.00	\$1,482.00	\$5,504.40	\$19,315.91	\$0.00
296000 Refacciones y accesorios menores de equi	\$3,290.00	\$0.00	\$0.00	\$0.00	\$0.00	\$0.00	\$300.00	\$0.00	\$0.00	\$0.00	\$2,990.00	\$0.00	\$0.00	\$3,290.00	\$0.00
296001 Refacciones	\$3,290.00	\$0.00	\$0.00	\$0.00	\$0.00	\$0.00	\$300.00	\$0.00	\$0.00	\$0.00	\$2,990.00	\$0.00	\$0.00	\$3,290.00	\$0.00
<b>300000 SERVICIOS GENERALES</b>	<b>\$1,748,102.97</b>	<b>\$93,550.00</b>	<b>\$45,048.30</b>	<b>\$136,557.33</b>	<b>\$156,256.73</b>	<b>\$290,564.21</b>	<b>\$234,134.17</b>	<b>\$60,410.82</b>	<b>\$83,096.20</b>	<b>\$60,987.81</b>	<b>\$7,893.00</b>	<b>\$40,841.54</b>	<b>\$35,601.11</b>	<b>\$1,565,041.22</b>	<b>\$183,061.75</b>
310000 Servicios básicos	\$577,294.68	\$4,000.00	\$800.00	\$14,000.00	\$104,027.00	\$45,150.00	\$58,441.00	\$4,533.37	\$79,796.20	\$400.00	\$200.00	\$0.00	\$268,007.11	\$577,294.68	\$0.00






Usr: supervisor  
Rep: rptAnaliticoPresupuestoEgresos\_FF

## Municipio de Chilcuautla HIDALGO

### Analítico Mensual de Egresos Pagados por Fuente de Financiamiento al 31/dic./2023 (Cuentas con Movimientos) (Cifras en pesos y centavos)

Fecha y hora de Impresión | 23/abr./2024 | 05:14 p. m.

Objeto del Gasto	Presupuesto Vigente	Ene	Feb	Mar	Abr	May	Jun	Jul	Ago	Sep	Oct	Nov	Dic	Total	Diferencia (Vigente - Total)
311000 Energía eléctrica	\$475,828.11	\$0.00	\$0.00	\$0.00	\$118,027.00	\$44,550.00	\$44,444.00	\$0.00	\$0.00	\$0.00	\$0.00	\$0.00	\$268,807.11	\$475,828.11	\$0.00
311001 Servicio de Energía Eléctrica	\$475,828.11	\$0.00	\$0.00	\$0.00	\$118,027.00	\$44,550.00	\$44,444.00	\$0.00	\$0.00	\$0.00	\$0.00	\$0.00	\$268,807.11	\$475,828.11	\$0.00
313000 Agua	\$3,733.37	\$0.00	\$300.00	\$0.00	\$0.00	\$600.00	\$300.00	\$1,533.37	\$400.00	\$400.00	\$200.00	\$0.00	\$0.00	\$3,733.37	\$0.00
313001 Servicio de Agua	\$3,733.37	\$0.00	\$300.00	\$0.00	\$0.00	\$600.00	\$300.00	\$1,533.37	\$400.00	\$400.00	\$200.00	\$0.00	\$0.00	\$3,733.37	\$0.00
314000 Telefonía tradicional	\$13,697.00	\$0.00	\$0.00	\$0.00	\$0.00	\$0.00	\$13,697.00	\$0.00	\$0.00	\$0.00	\$0.00	\$0.00	\$0.00	\$13,697.00	\$0.00
314001 Servicio Telefónico Tradicional	\$13,697.00	\$0.00	\$0.00	\$0.00	\$0.00	\$0.00	\$13,697.00	\$0.00	\$0.00	\$0.00	\$0.00	\$0.00	\$0.00	\$13,697.00	\$0.00
317000 Servicios de acceso de Internet, redes y prc	\$4,640.00	\$4,640.00	\$0.00	\$14,000.00	-\$14,000.00	\$0.00	\$0.00	\$0.00	\$0.00	\$0.00	\$0.00	\$0.00	\$0.00	\$4,640.00	\$0.00
317001 Servicios de Conducción de Señales Analó	\$4,640.00	\$4,640.00	\$0.00	\$14,000.00	-\$14,000.00	\$0.00	\$0.00	\$0.00	\$0.00	\$0.00	\$0.00	\$0.00	\$0.00	\$4,640.00	\$0.00
319000 Servicios integrales y otros servicios	\$79,396.20	\$0.00	\$0.00	\$0.00	\$0.00	\$0.00	\$0.00	\$0.00	\$79,396.20	\$0.00	\$0.00	\$0.00	\$0.00	\$79,396.20	\$0.00
319001 Servicios integrales y otros servicios	\$79,396.20	\$0.00	\$0.00	\$0.00	\$0.00	\$0.00	\$0.00	\$0.00	\$79,396.20	\$0.00	\$0.00	\$0.00	\$0.00	\$79,396.20	\$0.00
<b>320000 Servicios de arrendamiento</b>	<b>\$40,680.00</b>	<b>\$0.00</b>	<b>\$0.00</b>	<b>\$0.00</b>	<b>\$14,000.00</b>	<b>\$4,640.00</b>	<b>\$4,640.00</b>	<b>\$17,400.00</b>	<b>\$0.00</b>	<b>\$0.00</b>	<b>\$0.00</b>	<b>\$0.00</b>	<b>\$0.00</b>	<b>\$40,680.00</b>	<b>\$0.00</b>
327000 Arrendamiento de activos intangibles	\$14,000.00	\$0.00	\$0.00	\$0.00	\$14,000.00	\$0.00	\$0.00	\$0.00	\$0.00	\$0.00	\$0.00	\$0.00	\$0.00	\$14,000.00	\$0.00
327001 Arrendamiento de activos intangibles	\$14,000.00	\$0.00	\$0.00	\$0.00	\$14,000.00	\$0.00	\$0.00	\$0.00	\$0.00	\$0.00	\$0.00	\$0.00	\$0.00	\$14,000.00	\$0.00
329000 Otros arrendamientos	\$26,680.00	\$0.00	\$0.00	\$0.00	\$0.00	\$4,640.00	\$4,640.00	\$17,400.00	\$0.00	\$0.00	\$0.00	\$0.00	\$0.00	\$26,680.00	\$0.00
329001 Otros arrendamientos	\$26,680.00	\$0.00	\$0.00	\$0.00	\$0.00	\$4,640.00	\$4,640.00	\$17,400.00	\$0.00	\$0.00	\$0.00	\$0.00	\$0.00	\$26,680.00	\$0.00
<b>330000 Servicios profesionales, científicos, técnic</b>	<b>\$121,987.62</b>	<b>\$5,456.00</b>	<b>\$2,735.84</b>	<b>\$30,000.00</b>	<b>\$0.00</b>	<b>\$1,150.00</b>	<b>\$42,585.78</b>	<b>\$35,960.00</b>	<b>\$500.00</b>	<b>\$0.00</b>	<b>\$3,600.00</b>	<b>\$0.00</b>	<b>\$0.00</b>	<b>\$121,987.62</b>	<b>\$0.00</b>
331000 Servicios legales, de contabilidad, auditoria	\$39,845.84	\$0.00	\$2,735.84	\$0.00	\$0.00	\$1,150.00	\$0.00	\$35,960.00	\$0.00	\$0.00	\$0.00	\$0.00	\$0.00	\$39,845.84	\$0.00
331001 Servicios legales	\$39,845.84	\$0.00	\$2,735.84	\$0.00	\$0.00	\$1,150.00	\$0.00	\$35,960.00	\$0.00	\$0.00	\$0.00	\$0.00	\$0.00	\$39,845.84	\$0.00
332000 Servicios de diseño, arquitectura, ingenieria	\$30,000.00	\$0.00	\$0.00	\$30,000.00	\$0.00	\$0.00	\$0.00	\$0.00	\$0.00	\$0.00	\$0.00	\$0.00	\$0.00	\$30,000.00	\$0.00
332001 Servicios de arquitectura, ingeniería y activi	\$30,000.00	\$0.00	\$0.00	\$30,000.00	\$0.00	\$0.00	\$0.00	\$0.00	\$0.00	\$0.00	\$0.00	\$0.00	\$0.00	\$30,000.00	\$0.00
334000 Servicios de capacitación	\$50,361.78	\$4,176.00	\$0.00	\$0.00	\$0.00	\$0.00	\$42,585.78	\$0.00	\$0.00	\$0.00	\$3,600.00	\$0.00	\$0.00	\$50,361.78	\$0.00
334001 Capacitación	\$50,361.78	\$4,176.00	\$0.00	\$0.00	\$0.00	\$0.00	\$42,585.78	\$0.00	\$0.00	\$0.00	\$3,600.00	\$0.00	\$0.00	\$50,361.78	\$0.00
336000 Servicios de apoyo administrativo, fotocopia	\$1,780.00	\$1,280.00	\$0.00	\$0.00	\$0.00	\$0.00	\$0.00	\$0.00	\$500.00	\$0.00	\$0.00	\$0.00	\$0.00	\$1,780.00	\$0.00
336001 Servicios de apoyo administrativo, fotocopia	\$1,780.00	\$1,280.00	\$0.00	\$0.00	\$0.00	\$0.00	\$0.00	\$0.00	\$500.00	\$0.00	\$0.00	\$0.00	\$0.00	\$1,780.00	\$0.00
<b>340000 Servicios financieros, bancarios y comerc</b>	<b>\$77,537.28</b>	<b>\$0.00</b>	<b>\$0.00</b>	<b>\$14,897.28</b>	<b>\$0.00</b>	<b>\$0.00</b>	<b>\$0.00</b>	<b>\$0.00</b>	<b>\$0.00</b>	<b>\$0.00</b>	<b>\$0.00</b>	<b>\$0.00</b>	<b>\$62,640.00</b>	<b>\$77,537.28</b>	<b>\$0.00</b>
345000 Seguro de bienes patrimoniales	\$14,897.28	\$0.00	\$0.00	\$14,897.28	\$0.00	\$0.00	\$0.00	\$0.00	\$0.00	\$0.00	\$0.00	\$0.00	\$0.00	\$14,897.28	\$0.00
345001 Seguros	\$14,897.28	\$0.00	\$0.00	\$14,897.28	\$0.00	\$0.00	\$0.00	\$0.00	\$0.00	\$0.00	\$0.00	\$0.00	\$0.00	\$14,897.28	\$0.00
347000 Fletes y maniobras	\$62,640.00	\$0.00	\$0.00	\$0.00	\$0.00	\$0.00	\$0.00	\$0.00	\$0.00	\$0.00	\$0.00	\$0.00	\$62,640.00	\$62,640.00	\$0.00
347001 Fletes y Maniobras	\$62,640.00	\$0.00	\$0.00	\$0.00	\$0.00	\$0.00	\$0.00	\$0.00	\$0.00	\$0.00	\$0.00	\$0.00	\$62,640.00	\$62,640.00	\$0.00
<b>350000 Servicios de instalación, reparación, mant</b>	<b>\$257,294.12</b>	<b>\$54,396.00</b>	<b>\$15,726.46</b>	<b>\$5,754.05</b>	<b>\$0.00</b>	<b>\$125,239.21</b>	<b>\$27,867.41</b>	<b>\$5,444.45</b>	<b>\$2,800.00</b>	<b>\$0.00</b>	<b>\$0.00</b>	<b>\$16,586.54</b>	<b>\$3,480.00</b>	<b>\$257,294.12</b>	<b>\$0.00</b>
351000 Conservación y mantenimiento menor de in	\$10,216.67	\$0.00	\$1,025.11	\$0.00	\$0.00	\$2,765.16	\$2,946.40	\$0.00	\$0.00	\$0.00	\$0.00	\$0.00	\$3,480.00	\$10,216.67	\$0.00
351001 Conservación y mantenimiento menor de in	\$10,216.67	\$0.00	\$1,025.11	\$0.00	\$0.00	\$2,765.16	\$2,946.40	\$0.00	\$0.00	\$0.00	\$0.00	\$0.00	\$3,480.00	\$10,216.67	\$0.00
353000 Instalación, reparación y mantenimiento de	\$52,747.49	\$40,600.00	\$1,044.00	\$0.00	\$0.00	\$0.00	\$0.00	\$3,912.00	\$0.00	\$0.00	\$0.00	\$7,191.49	\$0.00	\$52,747.49	\$0.00
353001 Mantenimiento de bienes informáticos	\$52,747.49	\$40,600.00	\$1,044.00	\$0.00	\$0.00	\$0.00	\$0.00	\$3,912.00	\$0.00	\$0.00	\$0.00	\$7,191.49	\$0.00	\$52,747.49	\$0.00
355000 Reparación y mantenimiento de equipo de t	\$143,105.65	\$13,796.00	\$0.00	\$0.00	\$0.00	\$118,227.20	\$3,950.00	\$1,532.45	\$2,800.00	\$0.00	\$0.00	\$2,800.00	\$0.00	\$143,105.65	\$0.00
355001 Mantenimiento de Vehiculos	\$143,105.65	\$13,796.00	\$0.00	\$0.00	\$0.00	\$118,227.20	\$3,950.00	\$1,532.45	\$2,800.00	\$0.00	\$0.00	\$2,800.00	\$0.00	\$143,105.65	\$0.00
357000 Instalación, reparación y mantenimiento de	\$42,872.31	\$0.00	\$5,305.35	\$5,754.05	\$0.00	\$4,246.85	\$20,971.01	\$0.00	\$0.00	\$0.00	\$0.00	\$0.00	\$0.00	\$42,872.31	\$0.00
357001 Mantenimiento de Maquinaria y Equipo	\$42,872.31	\$0.00	\$5,305.35	\$5,754.05	\$0.00	\$4,246.85	\$20,971.01	\$0.00	\$0.00	\$0.00	\$0.00	\$0.00	\$0.00	\$42,872.31	\$0.00
357002 Mantenimiento e Instalación de Equipos y H	\$17,118.26	\$0.00	\$0.00	\$0.00	\$0.00	\$4,246.85	\$971.01	\$0.00	\$0.00	\$0.00	\$0.00	\$0.00	\$0.00	\$17,118.26	\$0.00
359000 Servicios de jardinería y fumigación	\$8,352.00	\$0.00	\$0.00	\$0.00	\$0.00	\$0.00	\$0.00	\$0.00	\$0.00	\$0.00	\$0.00	\$0.00	\$0.00	\$8,352.00	\$0.00





Usr: supervisor  
Rep: rptAnalíticoPresupuestoEgresos\_FF

## Municipio de Chilcuautla HIDALGO

### Analítico Mensual de Egresos Pagados por Fuente de Financiamiento al 31/dic./2023 (Cuentas con Movimientos) (Cifras en pesos y centavos)

Fecha y 23/abr./2024  
hora de Impresión 05:14 p. m.

Objeto del Gasto	Presupuesto Vigente	Ene	Feb	Mar	Abr	May	Jun	Jul	Ago	Sep	Oct	Nov	Dic	Total	Diferencia (Vigente - Total)
359001 Servicios de jardinería y fumigación	\$8,352.00	\$0.00	\$8,352.00	\$0.00	\$0.00	\$0.00	\$0.00	\$0.00	\$0.00	\$0.00	\$0.00	\$0.00	\$0.00	\$8,352.00	\$0.00
<b>360000 Servicios de comunicación social y public</b>	<b>\$34,725.00</b>	<b>\$6,960.00</b>	<b>\$0.00</b>	<b>\$6,960.00</b>	<b>\$0.00</b>	<b>\$20,805.00</b>	<b>\$0.00</b>	<b>\$0.00</b>	<b>\$0.00</b>	<b>\$0.00</b>	<b>\$0.00</b>	<b>\$0.00</b>	<b>\$0.00</b>	<b>\$34,725.00</b>	<b>\$0.00</b>
361000 Difusión por radio, televisión y otros medios	\$34,725.00	\$6,960.00	\$0.00	\$6,960.00	\$0.00	\$20,805.00	\$0.00	\$0.00	\$0.00	\$0.00	\$0.00	\$0.00	\$0.00	\$34,725.00	\$0.00
361001 Difusión de programas y actividades gubern	\$34,725.00	\$6,960.00	\$0.00	\$6,960.00	\$0.00	\$20,805.00	\$0.00	\$0.00	\$0.00	\$0.00	\$0.00	\$0.00	\$0.00	\$34,725.00	\$0.00
<b>370000 Servicios de traslado y viáticos</b>	<b>\$147,184.80</b>	<b>\$0.00</b>	<b>\$23,357.00</b>	<b>\$0.00</b>	<b>\$17,599.99</b>	<b>\$5,673.00</b>	<b>\$24,581.00</b>	<b>\$0.00</b>	<b>\$0.00</b>	<b>\$60,587.81</b>	<b>\$0.00</b>	<b>\$15,386.00</b>	<b>\$0.00</b>	<b>\$147,184.80</b>	<b>\$0.00</b>
375000 Viáticos en el país	\$147,184.80	\$0.00	\$23,357.00	\$0.00	\$17,599.99	\$5,673.00	\$24,581.00	\$0.00	\$0.00	\$60,587.81	\$0.00	\$15,386.00	\$0.00	\$147,184.80	\$0.00
375001 Viáticos en el país	\$147,184.80	\$0.00	\$23,357.00	\$0.00	\$17,599.99	\$5,673.00	\$24,581.00	\$0.00	\$0.00	\$60,587.81	\$0.00	\$15,386.00	\$0.00	\$147,184.80	\$0.00
<b>380000 Servicios oficiales</b>	<b>\$394,373.47</b>	<b>\$0.00</b>	<b>\$0.00</b>	<b>\$43,057.00</b>	<b>\$23,830.74</b>	<b>\$76,496.00</b>	<b>\$67,927.98</b>	<b>\$0.00</b>	<b>\$0.00</b>	<b>\$0.00</b>	<b>\$0.00</b>	<b>\$0.00</b>	<b>\$0.00</b>	<b>\$211,311.72</b>	<b>\$183,061.75</b>
382000 Gastos de orden social y cultural	\$394,373.47	\$0.00	\$0.00	\$43,057.00	\$23,830.74	\$76,496.00	\$67,927.98	\$0.00	\$0.00	\$0.00	\$0.00	\$0.00	\$0.00	\$211,311.72	\$183,061.75
382001 Gastos de orden social	\$394,373.47	\$0.00	\$0.00	\$43,057.00	\$23,830.74	\$76,496.00	\$67,927.98	\$0.00	\$0.00	\$0.00	\$0.00	\$0.00	\$0.00	\$211,311.72	\$183,061.75
<b>390000 Otros servicios generales</b>	<b>\$97,026.00</b>	<b>\$22,198.00</b>	<b>\$22,929.00</b>	<b>\$21,889.00</b>	<b>-\$3,201.00</b>	<b>\$11,411.00</b>	<b>\$8,091.00</b>	<b>\$73.00</b>	<b>\$0.00</b>	<b>\$0.00</b>	<b>\$4,093.00</b>	<b>\$8,869.00</b>	<b>\$674.00</b>	<b>\$97,026.00</b>	<b>\$0.00</b>
392000 Impuestos y derechos	\$93,878.00	\$22,198.00	\$22,929.00	\$21,889.00	-\$3,383.00	\$11,411.00	\$7,966.00	\$0.00	\$0.00	\$0.00	\$1,325.00	\$8,869.00	\$674.00	\$93,878.00	\$0.00
392006 Pago de derechos	\$93,878.00	\$22,198.00	\$22,929.00	\$21,889.00	-\$3,383.00	\$11,411.00	\$7,966.00	\$0.00	\$0.00	\$0.00	\$1,325.00	\$8,869.00	\$674.00	\$93,878.00	\$0.00
395000 Penas, multas, accesorios y actualizaciones	\$3,148.00	\$0.00	\$0.00	\$0.00	\$182.00	\$0.00	\$125.00	\$73.00	\$0.00	\$0.00	\$2,768.00	\$0.00	\$0.00	\$3,148.00	\$0.00
395001 Penas, multas, accesorios y actualizaciones	\$3,148.00	\$0.00	\$0.00	\$0.00	\$182.00	\$0.00	\$125.00	\$73.00	\$0.00	\$0.00	\$2,768.00	\$0.00	\$0.00	\$3,148.00	\$0.00
<b>400000 TRANSFERENCIAS, ASIGNACIONES</b>	<b>\$677,960.16</b>	<b>\$9,801.70</b>	<b>\$14,081.96</b>	<b>\$113,829.14</b>	<b>\$71,207.00</b>	<b>\$120,132.79</b>	<b>\$207,036.57</b>	<b>\$56,292.00</b>	<b>\$16,300.00</b>	<b>\$17,200.00</b>	<b>\$17,800.00</b>	<b>\$15,100.00</b>	<b>\$19,179.00</b>	<b>\$677,960.16</b>	<b>\$0.00</b>
<b>440000 Ayudas sociales</b>	<b>\$677,960.16</b>	<b>\$9,801.70</b>	<b>\$14,081.96</b>	<b>\$113,829.14</b>	<b>\$71,207.00</b>	<b>\$120,132.79</b>	<b>\$207,036.57</b>	<b>\$56,292.00</b>	<b>\$16,300.00</b>	<b>\$17,200.00</b>	<b>\$17,800.00</b>	<b>\$15,100.00</b>	<b>\$19,179.00</b>	<b>\$677,960.16</b>	<b>\$0.00</b>
441000 Ayudas sociales a personas	\$392,916.86	\$8,651.70	\$13,400.00	\$44,051.59	\$39,887.00	\$78,732.00	\$118,747.57	\$41,368.00	\$8,800.00	\$9,700.00	\$10,300.00	\$7,600.00	\$11,679.00	\$392,916.86	\$0.00
441001 Ayudas sociales a personas	\$392,916.86	\$8,651.70	\$13,400.00	\$44,051.59	\$39,887.00	\$78,732.00	\$118,747.57	\$41,368.00	\$8,800.00	\$9,700.00	\$10,300.00	\$7,600.00	\$11,679.00	\$392,916.86	\$0.00
442000 Becas y otras ayudas para programas de cr	\$45,000.00	\$0.00	\$0.00	\$0.00	\$0.00	\$0.00	\$0.00	\$7,500.00	\$7,500.00	\$7,500.00	\$7,500.00	\$7,500.00	\$7,500.00	\$45,000.00	\$0.00
442001 Becas	\$45,000.00	\$0.00	\$0.00	\$0.00	\$0.00	\$0.00	\$0.00	\$7,500.00	\$7,500.00	\$7,500.00	\$7,500.00	\$7,500.00	\$7,500.00	\$45,000.00	\$0.00
443000 Ayudas sociales a instituciones de enseñan	\$240,043.30	\$1,150.00	\$681.96	\$69,777.55	\$31,320.00	\$41,400.79	\$88,289.00	\$7,424.00	\$0.00	\$0.00	\$0.00	\$0.00	\$0.00	\$240,043.30	\$0.00
443001 Ayudas sociales a instituciones de enseñan	\$240,043.30	\$1,150.00	\$681.96	\$69,777.55	\$31,320.00	\$41,400.79	\$88,289.00	\$7,424.00	\$0.00	\$0.00	\$0.00	\$0.00	\$0.00	\$240,043.30	\$0.00
<b>500000 BIENES MUEBLES, INMUEBLES E IN</b>	<b>\$557,664.15</b>	<b>\$37,966.80</b>	<b>\$39,429.53</b>	<b>\$46,395.36</b>	<b>\$15,999.00</b>	<b>\$18,792.00</b>	<b>\$321,000.00</b>	<b>\$0.00</b>	<b>\$8,433.20</b>	<b>\$0.00</b>	<b>\$83,797.99</b>	<b>-\$6,646.80</b>	<b>-\$7,502.93</b>	<b>\$557,664.15</b>	<b>\$0.00</b>
<b>510000 Mobiliario y equipo de administración</b>	<b>\$178,234.62</b>	<b>\$37,966.80</b>	<b>\$0.00</b>	<b>\$46,395.36</b>	<b>\$15,999.00</b>	<b>\$18,792.00</b>	<b>\$0.00</b>	<b>\$0.00</b>	<b>\$8,433.20</b>	<b>\$0.00</b>	<b>\$64,797.99</b>	<b>-\$6,646.80</b>	<b>-\$7,502.93</b>	<b>\$178,234.62</b>	<b>\$0.00</b>
511000 Muebles de oficina y estantería	\$9,278.84	\$0.00	\$0.00	\$9,278.84	\$0.00	\$0.00	\$0.00	\$0.00	\$0.00	\$0.00	\$0.00	\$0.00	\$0.00	\$9,278.84	\$0.00
511001 Muebles de oficina y estantería	\$9,278.84	\$0.00	\$0.00	\$9,278.84	\$0.00	\$0.00	\$0.00	\$0.00	\$0.00	\$0.00	\$0.00	\$0.00	\$0.00	\$9,278.84	\$0.00
515000 Equipo de cómputo y de tecnología de la int	\$168,955.78	\$37,966.80	\$0.00	\$37,116.52	\$15,999.00	\$18,792.00	\$0.00	\$0.00	\$8,433.20	\$0.00	\$64,797.99	-\$6,646.80	-\$7,502.93	\$168,955.78	\$0.00
515001 Bienes informáticos	\$168,955.78	\$37,966.80	\$0.00	\$37,116.52	\$15,999.00	\$18,792.00	\$0.00	\$0.00	\$8,433.20	\$0.00	\$64,797.99	-\$6,646.80	-\$7,502.93	\$168,955.78	\$0.00
<b>520000 Mobiliario y equipo educacional y recreati</b>	<b>\$39,429.53</b>	<b>\$0.00</b>	<b>\$39,429.53</b>	<b>\$0.00</b>	<b>\$0.00</b>	<b>\$0.00</b>	<b>\$0.00</b>	<b>\$0.00</b>	<b>\$0.00</b>	<b>\$0.00</b>	<b>\$0.00</b>	<b>\$0.00</b>	<b>\$0.00</b>	<b>\$39,429.53</b>	<b>\$0.00</b>
523000 Cámaras fotográficas y de video	\$39,429.53	\$0.00	\$39,429.53	\$0.00	\$0.00	\$0.00	\$0.00	\$0.00	\$0.00	\$0.00	\$0.00	\$0.00	\$0.00	\$39,429.53	\$0.00
523001 Cámaras fotográficas y de video	\$39,429.53	\$0.00	\$39,429.53	\$0.00	\$0.00	\$0.00	\$0.00	\$0.00	\$0.00	\$0.00	\$0.00	\$0.00	\$0.00	\$39,429.53	\$0.00
<b>560000 Maquinaria, otros equipos y herramientas</b>	<b>\$340,000.00</b>	<b>\$0.00</b>	<b>\$0.00</b>	<b>\$0.00</b>	<b>\$0.00</b>	<b>\$0.00</b>	<b>\$321,000.00</b>	<b>\$0.00</b>	<b>\$0.00</b>	<b>\$0.00</b>	<b>\$19,000.00</b>	<b>\$0.00</b>	<b>\$0.00</b>	<b>\$340,000.00</b>	<b>\$0.00</b>
561000 Maquinaria y equipo agropecuario	\$321,000.00	\$0.00	\$0.00	\$0.00	\$0.00	\$0.00	\$321,000.00	\$0.00	\$0.00	\$0.00	\$0.00	\$0.00	\$0.00	\$321,000.00	\$0.00
561001 Maquinaria y equipo agropecuario	\$321,000.00	\$0.00	\$0.00	\$0.00	\$0.00	\$0.00	\$321,000.00	\$0.00	\$0.00	\$0.00	\$0.00	\$0.00	\$0.00	\$321,000.00	\$0.00
569000 Otros equipos	\$19,000.00	\$0.00	\$0.00	\$0.00	\$0.00	\$0.00	\$0.00	\$0.00	\$0.00	\$0.00	\$19,000.00	\$0.00	\$0.00	\$19,000.00	\$0.00
569001 Otros equipos	\$19,000.00	\$0.00	\$0.00	\$0.00	\$0.00	\$0.00	\$0.00	\$0.00	\$0.00	\$0.00	\$19,000.00	\$0.00	\$0.00	\$19,000.00	\$0.00
<b>600000 INVERSION PUBLICA</b>	<b>\$600,000.00</b>	<b>\$0.00</b>	<b>\$0.00</b>	<b>\$0.00</b>	<b>\$0.00</b>	<b>\$0.00</b>	<b>\$0.00</b>	<b>\$0.00</b>	<b>\$0.00</b>	<b>\$471,596.05</b>	<b>\$0.00</b>	<b>\$128,403.95</b>	<b>\$0.00</b>	<b>\$600,000.00</b>	<b>\$0.00</b>
610000 Obra pública en bienes de dominio públic	\$600,000.00	\$0.00	\$0.00	\$0.00	\$0.00	\$0.00	\$0.00	\$0.00	\$0.00	\$471,596.05	\$0.00	\$128,403.95	\$0.00	\$600,000.00	\$0.00
613000 Construcción de obras para el abastecimier	\$600,000.00	\$0.00	\$0.00	\$0.00	\$0.00	\$0.00	\$0.00	\$0.00	\$0.00	\$471,596.05	\$0.00	\$128,403.95	\$0.00	\$600,000.00	\$0.00






Municipio de Chilcuautla  
HIDALGO

Analítico Mensual de Egresos Pagados por Fuente de Financiamiento al 31/dic./2023  
(Cuentas con Movimientos)  
(Cifras en pesos y centavos)

Usr: supervisor  
Rep: rptAnalíticoPresupuestoEgresos\_FF

Fecha y 23/abr./2024  
hora de Impresión 05:14 p. m.

Objeto del Gasto	Presupuesto Vigente	Ene	Feb	Mar	Abr	May	Jun	Jul	Ago	Sep	Oct	Nov	Dic	Total	Diferencia (Vigente - Total)
613001 Construcción de obras para el abastecimier	\$600,000.00	\$0.00	\$0.00	\$0.00	\$0.00	\$0.00	\$0.00	\$0.00	\$0.00	\$471,596.05	\$0.00	\$128,403.95	\$0.00	\$600,000.00	\$0.00
<b>Recursos Propios 2023 (Recursos de I</b>	<b>\$7,501,524.08</b>	<b>\$385,937.00</b>	<b>\$543,104.74</b>	<b>\$658,605.94</b>	<b>\$494,157.70</b>	<b>\$798,197.33</b>	<b>\$1,197,944.03</b>	<b>\$481,608.75</b>	<b>\$138,116.86</b>	<b>\$567,308.45</b>	<b>\$419,047.46</b>	<b>\$552,563.32</b>	<b>\$736,593.83</b>	<b>\$7,173,185.41</b>	<b>\$328,338.67</b>
<b>453 Ieps (Tabacos) 2020 (Libre Disposición)</b>															
200000 MATERIALES Y SUMINISTROS	\$1,210.24	\$0.00	\$1,210.24	\$0.00	\$0.00	\$0.00	\$0.00	\$0.00	\$0.00	\$0.00	\$0.00	\$0.00	\$0.00	\$1,210.24	\$0.00
210000 Materiales de administración, emisión de	\$1,210.24	\$0.00	\$1,210.24	\$0.00	\$0.00	\$0.00	\$0.00	\$0.00	\$0.00	\$0.00	\$0.00	\$0.00	\$0.00	\$1,210.24	\$0.00
211000 Materiales, útiles y equipos menores de ofic	\$1,210.24	\$0.00	\$1,210.24	\$0.00	\$0.00	\$0.00	\$0.00	\$0.00	\$0.00	\$0.00	\$0.00	\$0.00	\$0.00	\$1,210.24	\$0.00
211001 Material de Oficina	\$1,210.24	\$0.00	\$1,210.24	\$0.00	\$0.00	\$0.00	\$0.00	\$0.00	\$0.00	\$0.00	\$0.00	\$0.00	\$0.00	\$1,210.24	\$0.00
<b>Ieps (Tabacos) 2020 (Libre Disposici</b>	<b>\$1,210.24</b>	<b>\$0.00</b>	<b>\$1,210.24</b>	<b>\$0.00</b>	<b>\$0.00</b>	<b>\$0.00</b>	<b>\$0.00</b>	<b>\$0.00</b>	<b>\$0.00</b>	<b>\$0.00</b>	<b>\$0.00</b>	<b>\$0.00</b>	<b>\$0.00</b>	<b>\$1,210.24</b>	<b>\$0.00</b>
<b>501 Fgp 2017 (Libre Disposición)</b>															
500000 BIENES MUEBLES, INMUEBLES E IN	\$51,845.96	\$0.00	\$51,845.96	\$0.00	\$0.00	\$0.00	\$0.00	\$0.00	\$0.00	\$0.00	\$0.00	\$0.00	\$0.00	\$51,845.96	\$0.00
510000 Mobiliario y equipo de administración	\$51,845.96	\$0.00	\$51,845.96	\$0.00	\$0.00	\$0.00	\$0.00	\$0.00	\$0.00	\$0.00	\$0.00	\$0.00	\$0.00	\$51,845.96	\$0.00
511000 Muebles de oficina y estantería	\$51,845.96	\$0.00	\$51,845.96	\$0.00	\$0.00	\$0.00	\$0.00	\$0.00	\$0.00	\$0.00	\$0.00	\$0.00	\$0.00	\$51,845.96	\$0.00
511001 Muebles de oficina y estantería	\$51,845.96	\$0.00	\$51,845.96	\$0.00	\$0.00	\$0.00	\$0.00	\$0.00	\$0.00	\$0.00	\$0.00	\$0.00	\$0.00	\$51,845.96	\$0.00
<b>Fgp 2017 (Libre Disposición)</b>	<b>\$51,845.96</b>	<b>\$0.00</b>	<b>\$51,845.96</b>	<b>\$0.00</b>	<b>\$0.00</b>	<b>\$0.00</b>	<b>\$0.00</b>	<b>\$0.00</b>	<b>\$0.00</b>	<b>\$0.00</b>	<b>\$0.00</b>	<b>\$0.00</b>	<b>\$0.00</b>	<b>\$51,845.96</b>	<b>\$0.00</b>
<b>560 Fgp 2019 (Libre Disposición)</b>															
400000 TRANSFERENCIAS, ASIGNACIONES	\$4,174.77	\$0.00	\$4,174.77	\$0.00	\$0.00	\$0.00	\$0.00	\$0.00	\$0.00	\$0.00	\$0.00	\$0.00	\$0.00	\$4,174.77	\$0.00
440000 Ayudas sociales	\$4,174.77	\$0.00	\$4,174.77	\$0.00	\$0.00	\$0.00	\$0.00	\$0.00	\$0.00	\$0.00	\$0.00	\$0.00	\$0.00	\$4,174.77	\$0.00
441000 Ayudas sociales a personas	\$4,174.77	\$0.00	\$4,174.77	\$0.00	\$0.00	\$0.00	\$0.00	\$0.00	\$0.00	\$0.00	\$0.00	\$0.00	\$0.00	\$4,174.77	\$0.00
441001 Ayudas sociales a personas	\$4,174.77	\$0.00	\$4,174.77	\$0.00	\$0.00	\$0.00	\$0.00	\$0.00	\$0.00	\$0.00	\$0.00	\$0.00	\$0.00	\$4,174.77	\$0.00
<b>Fgp 2019 (Libre Disposición)</b>	<b>\$4,174.77</b>	<b>\$0.00</b>	<b>\$4,174.77</b>	<b>\$0.00</b>	<b>\$0.00</b>	<b>\$0.00</b>	<b>\$0.00</b>	<b>\$0.00</b>	<b>\$0.00</b>	<b>\$0.00</b>	<b>\$0.00</b>	<b>\$0.00</b>	<b>\$0.00</b>	<b>\$4,174.77</b>	<b>\$0.00</b>
<b>662 Fondo de Fiscalización y Recaudación 2021</b>															
200000 MATERIALES Y SUMINISTROS	\$62,132.75	\$0.00	\$0.00	\$0.00	\$16,702.56	\$14,425.93	\$18,073.68	\$12,930.58	\$0.00	\$0.00	\$0.00	\$0.00	\$0.00	\$62,132.75	\$0.00
210000 Materiales de administración, emisión de	\$62,132.75	\$0.00	\$0.00	\$0.00	\$16,702.56	\$14,425.93	\$18,073.68	\$12,930.58	\$0.00	\$0.00	\$0.00	\$0.00	\$0.00	\$62,132.75	\$0.00
212000 Materiales y útiles de impresión y reproduc	\$62,132.75	\$0.00	\$0.00	\$0.00	\$16,702.56	\$14,425.93	\$18,073.68	\$12,930.58	\$0.00	\$0.00	\$0.00	\$0.00	\$0.00	\$62,132.75	\$0.00
212001 Materiales y Útiles de Impresión	\$62,132.75	\$0.00	\$0.00	\$0.00	\$16,702.56	\$14,425.93	\$18,073.68	\$12,930.58	\$0.00	\$0.00	\$0.00	\$0.00	\$0.00	\$62,132.75	\$0.00
<b>Fondo de Fiscalización y Recaudación</b>	<b>\$62,132.75</b>	<b>\$0.00</b>	<b>\$0.00</b>	<b>\$0.00</b>	<b>\$16,702.56</b>	<b>\$14,425.93</b>	<b>\$18,073.68</b>	<b>\$12,930.58</b>	<b>\$0.00</b>	<b>\$0.00</b>	<b>\$0.00</b>	<b>\$0.00</b>	<b>\$0.00</b>	<b>\$62,132.75</b>	<b>\$0.00</b>
<b>667 Fondo de Participación de la Recaudación Obtenida del entero del ISR a la Federación 2021</b>															
600000 INVERSION PUBLICA	\$650,000.00	\$0.00	\$595,660.09	\$54,339.91	\$0.00	\$0.00	\$0.00	\$0.00	\$0.00	\$0.00	\$0.00	\$0.00	\$0.00	\$650,000.00	\$0.00
610000 Obra pública en bienes de dominio públic	\$650,000.00	\$0.00	\$595,660.09	\$54,339.91	\$0.00	\$0.00	\$0.00	\$0.00	\$0.00	\$0.00	\$0.00	\$0.00	\$0.00	\$650,000.00	\$0.00
614000 División de terrenos y construcción de obra:	\$650,000.00	\$0.00	\$595,660.09	\$54,339.91	\$0.00	\$0.00	\$0.00	\$0.00	\$0.00	\$0.00	\$0.00	\$0.00	\$0.00	\$650,000.00	\$0.00






Usr: supervisor  
Rep: rptAnaliticoPresupuestoEgresos\_FF

## Municipio de Chilcuautla HIDALGO

Analítico Mensual de Egresos Pagados por Fuente de Financiamiento al 31/dic./2023  
(Cuentas con Movimientos)  
(Cifras en pesos y centavos)

Fecha | 23/abr./2024  
hora de Impresión | 05:14 p. m.

Objeto del Gasto	Presupuesto Vigente	Ene	Feb	Mar	Abr	May	Jun	Jul	Ago	Sep	Oct	Nov	Dic	Total	Diferencia (Vigente - Total)
614001 División de terrenos y construcción de obra:	\$650,000.00	\$0.00	\$595,660.09	\$54,339.91	\$0.00	\$0.00	\$0.00	\$0.00	\$0.00	\$0.00	\$0.00	\$0.00	\$0.00	\$650,000.00	\$0.00
Fondo de Participación de la Recaudar	\$650,000.00	\$0.00	\$595,660.09	\$54,339.91	\$0.00	\$0.00	\$0.00	\$0.00	\$0.00	\$0.00	\$0.00	\$0.00	\$0.00	\$650,000.00	\$0.00
<b>673 Fondo General de Participaciones 2022</b>															
300000 SERVICIOS GENERALES	\$92,801.89	\$0.00	\$0.00	\$0.00	\$92,801.89	\$0.00	\$0.00	\$0.00	\$0.00	\$0.00	\$0.00	\$0.00	\$0.00	\$92,801.89	\$0.00
380000 Servicios oficiales	\$92,801.89	\$0.00	\$0.00	\$0.00	\$92,801.89	\$0.00	\$0.00	\$0.00	\$0.00	\$0.00	\$0.00	\$0.00	\$0.00	\$92,801.89	\$0.00
382000 Gastos de orden social y cultural	\$92,801.89	\$0.00	\$0.00	\$0.00	\$92,801.89	\$0.00	\$0.00	\$0.00	\$0.00	\$0.00	\$0.00	\$0.00	\$0.00	\$92,801.89	\$0.00
382001 Gastos de orden social	\$92,801.89	\$0.00	\$0.00	\$0.00	\$92,801.89	\$0.00	\$0.00	\$0.00	\$0.00	\$0.00	\$0.00	\$0.00	\$0.00	\$92,801.89	\$0.00
400000 TRANSFERENCIAS, ASIGNACIONES	\$250,000.00	\$0.00	\$0.00	\$250,000.00	\$0.00	\$0.00	\$0.00	\$0.00	\$0.00	\$0.00	\$0.00	\$0.00	\$0.00	\$250,000.00	\$0.00
440000 Ayudas sociales	\$250,000.00	\$0.00	\$0.00	\$250,000.00	\$0.00	\$0.00	\$0.00	\$0.00	\$0.00	\$0.00	\$0.00	\$0.00	\$0.00	\$250,000.00	\$0.00
448000 Ayudas por desastres naturales y otros sini	\$250,000.00	\$0.00	\$0.00	\$250,000.00	\$0.00	\$0.00	\$0.00	\$0.00	\$0.00	\$0.00	\$0.00	\$0.00	\$0.00	\$250,000.00	\$0.00
448001 Ayudas por desastres naturales y otros sini	\$250,000.00	\$0.00	\$0.00	\$250,000.00	\$0.00	\$0.00	\$0.00	\$0.00	\$0.00	\$0.00	\$0.00	\$0.00	\$0.00	\$250,000.00	\$0.00
600000 INVERSION PUBLICA	\$1,150,000.00	\$0.00	\$0.00	\$600,000.00	\$0.00	\$0.00	\$550,000.00	\$0.00	\$0.00	\$0.00	\$0.00	\$0.00	\$0.00	\$1,150,000.00	\$0.00
610000 Obra pública en bienes de dominio públic	\$1,150,000.00	\$0.00	\$0.00	\$600,000.00	\$0.00	\$0.00	\$550,000.00	\$0.00	\$0.00	\$0.00	\$0.00	\$0.00	\$0.00	\$1,150,000.00	\$0.00
612000 Edificación no habitacional	\$600,000.00	\$0.00	\$0.00	\$600,000.00	\$0.00	\$0.00	\$0.00	\$0.00	\$0.00	\$0.00	\$0.00	\$0.00	\$0.00	\$600,000.00	\$0.00
612001 Edificación no habitacional	\$600,000.00	\$0.00	\$0.00	\$600,000.00	\$0.00	\$0.00	\$0.00	\$0.00	\$0.00	\$0.00	\$0.00	\$0.00	\$0.00	\$600,000.00	\$0.00
615000 Construcción de vías de comunicación	\$550,000.00	\$0.00	\$0.00	\$0.00	\$0.00	\$0.00	\$550,000.00	\$0.00	\$0.00	\$0.00	\$0.00	\$0.00	\$0.00	\$550,000.00	\$0.00
615001 Construcción de vías de comunicación	\$550,000.00	\$0.00	\$0.00	\$0.00	\$0.00	\$0.00	\$550,000.00	\$0.00	\$0.00	\$0.00	\$0.00	\$0.00	\$0.00	\$550,000.00	\$0.00
Fondo General de Participaciones 202	\$1,492,801.89	\$0.00	\$0.00	\$850,000.00	\$92,801.89	\$0.00	\$550,000.00	\$0.00	\$0.00	\$0.00	\$0.00	\$0.00	\$0.00	\$1,492,801.89	\$0.00
<b>674 Fondo de Fomento Municipal 2022</b>															
300000 SERVICIOS GENERALES	\$144,177.00	\$144,177.00	\$0.00	\$0.00	\$0.00	\$0.00	\$0.00	\$0.00	\$0.00	\$0.00	\$0.00	\$0.00	\$0.00	\$144,177.00	\$0.00
390000 Otros servicios generales	\$144,177.00	\$144,177.00	\$0.00	\$0.00	\$0.00	\$0.00	\$0.00	\$0.00	\$0.00	\$0.00	\$0.00	\$0.00	\$0.00	\$144,177.00	\$0.00
398000 Impuesto sobre nóminas y otros que se deri	\$144,177.00	\$144,177.00	\$0.00	\$0.00	\$0.00	\$0.00	\$0.00	\$0.00	\$0.00	\$0.00	\$0.00	\$0.00	\$0.00	\$144,177.00	\$0.00
398001 Impuesto sobre nóminas y otros que se deri	\$144,177.00	\$144,177.00	\$0.00	\$0.00	\$0.00	\$0.00	\$0.00	\$0.00	\$0.00	\$0.00	\$0.00	\$0.00	\$0.00	\$144,177.00	\$0.00
400000 TRANSFERENCIAS, ASIGNACIONES	\$70,846.93	\$52,200.00	\$0.00	\$0.00	\$0.00	\$0.00	\$18,646.93	\$0.00	\$0.00	\$0.00	\$0.00	\$0.00	\$0.00	\$70,846.93	\$0.00
440000 Ayudas sociales	\$70,846.93	\$52,200.00	\$0.00	\$0.00	\$0.00	\$0.00	\$18,646.93	\$0.00	\$0.00	\$0.00	\$0.00	\$0.00	\$0.00	\$70,846.93	\$0.00
441000 Ayudas sociales a personas	\$70,846.93	\$52,200.00	\$0.00	\$0.00	\$0.00	\$0.00	\$18,646.93	\$0.00	\$0.00	\$0.00	\$0.00	\$0.00	\$0.00	\$70,846.93	\$0.00
441001 Ayudas sociales a personas	\$70,846.93	\$52,200.00	\$0.00	\$0.00	\$0.00	\$0.00	\$18,646.93	\$0.00	\$0.00	\$0.00	\$0.00	\$0.00	\$0.00	\$70,846.93	\$0.00
600000 INVERSION PUBLICA	\$1,047,000.00	\$0.00	\$1,047,000.00	\$0.00	\$0.00	\$0.00	\$0.00	\$0.00	\$0.00	\$0.00	\$0.00	\$0.00	\$0.00	\$1,047,000.00	\$0.00
620000 Obra pública en bienes propios	\$1,047,000.00	\$0.00	\$1,047,000.00	\$0.00	\$0.00	\$0.00	\$0.00	\$0.00	\$0.00	\$0.00	\$0.00	\$0.00	\$0.00	\$1,047,000.00	\$0.00
622000 Edificación no habitacional	\$1,047,000.00	\$0.00	\$1,047,000.00	\$0.00	\$0.00	\$0.00	\$0.00	\$0.00	\$0.00	\$0.00	\$0.00	\$0.00	\$0.00	\$1,047,000.00	\$0.00
622001 Edificación no habitacional	\$1,047,000.00	\$0.00	\$1,047,000.00	\$0.00	\$0.00	\$0.00	\$0.00	\$0.00	\$0.00	\$0.00	\$0.00	\$0.00	\$0.00	\$1,047,000.00	\$0.00
Fondo de Fomento Municipal 2022	\$1,262,023.93	\$196,377.00	\$1,047,000.00	\$0.00	\$0.00	\$0.00	\$18,646.93	\$0.00	\$0.00	\$0.00	\$0.00	\$0.00	\$0.00	\$1,262,023.93	\$0.00
<b>675 Fondo de Fiscalización y Recaudación 2022</b>															
400000 TRANSFERENCIAS, ASIGNACIONES	\$3,179.16	\$0.00	\$0.00	\$0.00	\$0.00	\$0.00	\$3,179.16	\$0.00	\$0.00	\$0.00	\$0.00	\$0.00	\$0.00	\$3,179.16	\$0.00







Usr: supervisor  
Rep: rptAnaliticoPresupuestoEgresos\_FF

**Municipio de Chilcuautla  
HIDALGO**

**Analítico Mensual de Egresos Pagados por Fuente de Financiamiento al 31/dic./2023**  
(Cuentas con Movimientos)  
(Cifras en pesos y centavos)

Fecha y hora de Impresión: 23/abr./2024 05:14 p. m.

Objeto del Gasto	Presupuesto Vigente	Ene	Feb	Mar	Abr	May	Jun	Jul	Ago	Sep	Oct	Nov	Dic	Total	Diferencia (Vigente - Total)
440000 Ayudas sociales	\$3,179.16	\$0.00	\$0.00	\$0.00	\$0.00	\$0.00	\$3,179.16	\$0.00	\$0.00	\$0.00	\$0.00	\$0.00	\$0.00	\$3,179.16	\$0.00
441000 Ayudas sociales a personas	\$3,179.16	\$0.00	\$0.00	\$0.00	\$0.00	\$0.00	\$3,179.16	\$0.00	\$0.00	\$0.00	\$0.00	\$0.00	\$0.00	\$3,179.16	\$0.00
441001 Ayudas sociales a personas	\$3,179.16	\$0.00	\$0.00	\$0.00	\$0.00	\$0.00	\$3,179.16	\$0.00	\$0.00	\$0.00	\$0.00	\$0.00	\$0.00	\$3,179.16	\$0.00
600000 INVERSION PUBLICA	\$310,000.00	\$0.00	\$0.00	\$0.00	\$0.00	\$0.00	\$310,000.00	\$0.00	\$0.00	\$0.00	\$0.00	\$0.00	\$0.00	\$310,000.00	\$0.00
620000 Obra pública en bienes propios	\$310,000.00	\$0.00	\$0.00	\$0.00	\$0.00	\$0.00	\$310,000.00	\$0.00	\$0.00	\$0.00	\$0.00	\$0.00	\$0.00	\$310,000.00	\$0.00
623000 Construcción de obras para el abastecimier	\$310,000.00	\$0.00	\$0.00	\$0.00	\$0.00	\$0.00	\$310,000.00	\$0.00	\$0.00	\$0.00	\$0.00	\$0.00	\$0.00	\$310,000.00	\$0.00
623001 Construcción de obras para el abastecimier	\$310,000.00	\$0.00	\$0.00	\$0.00	\$0.00	\$0.00	\$310,000.00	\$0.00	\$0.00	\$0.00	\$0.00	\$0.00	\$0.00	\$310,000.00	\$0.00
<b>Fondo de Fiscalización y Recaudación</b>	<b>\$313,179.16</b>	<b>\$0.00</b>	<b>\$0.00</b>	<b>\$0.00</b>	<b>\$0.00</b>	<b>\$0.00</b>	<b>\$313,179.16</b>	<b>\$0.00</b>	<b>\$0.00</b>	<b>\$0.00</b>	<b>\$0.00</b>	<b>\$0.00</b>	<b>\$0.00</b>	<b>\$313,179.16</b>	<b>\$0.00</b>
<b>676 Fondo de Compensación 2022</b>															
600000 INVERSION PUBLICA	\$306,590.39	\$213,863.50	\$0.00	\$92,726.89	\$0.00	\$0.00	\$0.00	\$0.00	\$0.00	\$0.00	\$0.00	\$0.00	\$0.00	\$306,590.39	\$0.00
610000 Obra pública en bienes de dominio públic	\$306,590.39	\$213,863.50	\$0.00	\$92,726.89	\$0.00	\$0.00	\$0.00	\$0.00	\$0.00	\$0.00	\$0.00	\$0.00	\$0.00	\$306,590.39	\$0.00
615000 Construcción de vías de comunicación	\$306,590.39	\$213,863.50	\$0.00	\$92,726.89	\$0.00	\$0.00	\$0.00	\$0.00	\$0.00	\$0.00	\$0.00	\$0.00	\$0.00	\$306,590.39	\$0.00
615001 Construcción de vías de comunicación	\$306,590.39	\$213,863.50	\$0.00	\$92,726.89	\$0.00	\$0.00	\$0.00	\$0.00	\$0.00	\$0.00	\$0.00	\$0.00	\$0.00	\$306,590.39	\$0.00
<b>Fondo de Compensación 2022</b>	<b>\$306,590.39</b>	<b>\$213,863.50</b>	<b>\$0.00</b>	<b>\$92,726.89</b>	<b>\$0.00</b>	<b>\$0.00</b>	<b>\$0.00</b>	<b>\$0.00</b>	<b>\$0.00</b>	<b>\$0.00</b>	<b>\$0.00</b>	<b>\$0.00</b>	<b>\$0.00</b>	<b>\$306,590.39</b>	<b>\$0.00</b>
<b>677 Impuesto Especial Sobre Producción y Servicios (Tabaco Labrado y Refrescos) 2022</b>															
400000 TRANSFERENCIAS, ASIGNACIONES	\$4,078.71	\$0.00	\$0.00	\$0.00	\$4,078.71	\$0.00	\$0.00	\$0.00	\$0.00	\$0.00	\$0.00	\$0.00	\$0.00	\$4,078.71	\$0.00
440000 Ayudas sociales	\$4,078.71	\$0.00	\$0.00	\$0.00	\$4,078.71	\$0.00	\$0.00	\$0.00	\$0.00	\$0.00	\$0.00	\$0.00	\$0.00	\$4,078.71	\$0.00
441000 Ayudas sociales a personas	\$4,078.71	\$0.00	\$0.00	\$0.00	\$4,078.71	\$0.00	\$0.00	\$0.00	\$0.00	\$0.00	\$0.00	\$0.00	\$0.00	\$4,078.71	\$0.00
441001 Ayudas sociales a personas	\$4,078.71	\$0.00	\$0.00	\$0.00	\$4,078.71	\$0.00	\$0.00	\$0.00	\$0.00	\$0.00	\$0.00	\$0.00	\$0.00	\$4,078.71	\$0.00
<b>Impuesto Especial Sobre Produccion )</b>	<b>\$4,078.71</b>	<b>\$0.00</b>	<b>\$0.00</b>	<b>\$0.00</b>	<b>\$4,078.71</b>	<b>\$0.00</b>	<b>\$0.00</b>	<b>\$0.00</b>	<b>\$0.00</b>	<b>\$0.00</b>	<b>\$0.00</b>	<b>\$0.00</b>	<b>\$0.00</b>	<b>\$4,078.71</b>	<b>\$0.00</b>
<b>679 Fondo de Participación por la Recaudación Obtenida de ISR enterado a la Federación 2022</b>															
300000 SERVICIOS GENERALES	\$2,604.58	\$0.00	\$0.00	\$2,604.58	\$0.00	\$0.00	\$0.00	\$0.00	\$0.00	\$0.00	\$0.00	\$0.00	\$0.00	\$2,604.58	\$0.00
380000 Servicios oficiales	\$2,604.58	\$0.00	\$0.00	\$2,604.58	\$0.00	\$0.00	\$0.00	\$0.00	\$0.00	\$0.00	\$0.00	\$0.00	\$0.00	\$2,604.58	\$0.00
382000 Gastos de orden social y cultural	\$2,604.58	\$0.00	\$0.00	\$2,604.58	\$0.00	\$0.00	\$0.00	\$0.00	\$0.00	\$0.00	\$0.00	\$0.00	\$0.00	\$2,604.58	\$0.00
382001 Gastos de orden social	\$2,604.58	\$0.00	\$0.00	\$2,604.58	\$0.00	\$0.00	\$0.00	\$0.00	\$0.00	\$0.00	\$0.00	\$0.00	\$0.00	\$2,604.58	\$0.00
600000 INVERSION PUBLICA	\$0.00	\$0.00	\$0.00	\$310,000.00	\$0.00	\$0.00	-\$310,000.00	\$0.00	\$0.00	\$0.00	\$0.00	\$0.00	\$0.00	\$0.00	\$0.00
620000 Obra pública en bienes propios	\$0.00	\$0.00	\$0.00	\$310,000.00	\$0.00	\$0.00	-\$310,000.00	\$0.00	\$0.00	\$0.00	\$0.00	\$0.00	\$0.00	\$0.00	\$0.00
623000 Construcción de obras para el abastecimier	\$0.00	\$0.00	\$0.00	\$310,000.00	\$0.00	\$0.00	-\$310,000.00	\$0.00	\$0.00	\$0.00	\$0.00	\$0.00	\$0.00	\$0.00	\$0.00
623001 Construcción de obras para el abastecimier	\$0.00	\$0.00	\$0.00	\$310,000.00	\$0.00	\$0.00	-\$310,000.00	\$0.00	\$0.00	\$0.00	\$0.00	\$0.00	\$0.00	\$0.00	\$0.00
<b>Fondo de Participación por la Recauda</b>	<b>\$2,604.58</b>	<b>\$0.00</b>	<b>\$0.00</b>	<b>\$312,604.58</b>	<b>\$0.00</b>	<b>\$0.00</b>	<b>-\$310,000.00</b>	<b>\$0.00</b>	<b>\$0.00</b>	<b>\$0.00</b>	<b>\$0.00</b>	<b>\$0.00</b>	<b>\$0.00</b>	<b>\$2,604.58</b>	<b>\$0.00</b>
<b>683 Fondo de Aportaciones para la Infraestructura Social Municipal 2022</b>															
600000 INVERSION PUBLICA	\$7,453,151.69	\$1,197,579.29	\$993,444.57	\$6,312,127.83	\$0.00	\$0.00	\$0.00	\$0.00	\$0.00	\$0.00	\$0.00	\$0.00	\$0.00	\$7,453,151.69	\$0.00







Usr: supervisor  
Rep: rptAnaliticoPresupuestoEgresos\_FF

### Municipio de Chilcuautla HIDALGO

#### Análítico Mensual de Egresos Pagados por Fuente de Financiamiento al 31/dic./2023 (Cuentas con Movimientos) (Cifras en pesos y centavos)

Fecha y hora de Impresión | 23/abr./2024  
05:14 p. m.

Objeto del Gasto	Presupuesto Vigente	Ene	Feb	Mar	Abr	May	Jun	Jul	Ago	Sep	Oct	Nov	Dic	Total	Diferencia (Vigente - Total)
610000 Obra pública en bienes de dominio público	\$3,080,021.61	\$520,820.62	\$123,428.90	\$2,435,772.09	\$0.00	\$0.00	\$0.00	\$0.00	\$0.00	\$0.00	\$0.00	\$0.00	\$0.00	\$3,080,021.61	\$0.00
614000 División de terrenos y construcción de obra:	\$3,080,021.61	\$520,820.62	\$123,428.90	\$2,435,772.09	\$0.00	\$0.00	\$0.00	\$0.00	\$0.00	\$0.00	\$0.00	\$0.00	\$0.00	\$3,080,021.61	\$0.00
614001 División de terrenos y construcción de obra:	\$3,080,021.61	\$520,820.62	\$123,428.90	\$2,435,772.09	\$0.00	\$0.00	\$0.00	\$0.00	\$0.00	\$0.00	\$0.00	\$0.00	\$0.00	\$3,080,021.61	\$0.00
620000 Obra pública en bienes propios	\$4,373,130.08	\$676,758.67	\$820,015.67	\$2,876,355.74	\$0.00	\$0.00	\$0.00	\$0.00	\$0.00	\$0.00	\$0.00	\$0.00	\$0.00	\$4,373,130.08	\$0.00
622000 Edificación no habitacional	\$3,117,718.89	\$0.00	\$820,015.67	\$2,297,703.22	\$0.00	\$0.00	\$0.00	\$0.00	\$0.00	\$0.00	\$0.00	\$0.00	\$0.00	\$3,117,718.89	\$0.00
622001 Edificación no habitacional	\$3,117,718.89	\$0.00	\$820,015.67	\$2,297,703.22	\$0.00	\$0.00	\$0.00	\$0.00	\$0.00	\$0.00	\$0.00	\$0.00	\$0.00	\$3,117,718.89	\$0.00
623000 Construcción de obras para el abastecimier	\$1,255,411.19	\$676,758.67	\$0.00	\$578,652.52	\$0.00	\$0.00	\$0.00	\$0.00	\$0.00	\$0.00	\$0.00	\$0.00	\$0.00	\$1,255,411.19	\$0.00
623001 Construcción de obras para el abastecimier	\$1,255,411.19	\$676,758.67	\$0.00	\$578,652.52	\$0.00	\$0.00	\$0.00	\$0.00	\$0.00	\$0.00	\$0.00	\$0.00	\$0.00	\$1,255,411.19	\$0.00
<b>Fondo de Aportaciones para la Infraes</b>	<b>\$7,453,151.69</b>	<b>\$1,197,579.29</b>	<b>\$943,444.57</b>	<b>\$5,312,127.83</b>	<b>\$0.00</b>	<b>\$0.00</b>	<b>\$0.00</b>	<b>\$0.00</b>	<b>\$0.00</b>	<b>\$0.00</b>	<b>\$0.00</b>	<b>\$0.00</b>	<b>\$0.00</b>	<b>\$7,453,151.69</b>	<b>\$0.00</b>
<b>684 Fondo de Aportaciones para el Fortalecimiento de los Municipios y las Demarcaciones Territoriales del Dist</b>															
200000 MATERIALES Y SUMINISTROS	\$25,622.49	\$0.00	\$0.00	\$0.00	\$25,622.49	\$0.00	\$0.00	\$0.00	\$0.00	\$0.00	\$0.00	\$0.00	\$0.00	\$25,622.49	\$0.00
240000 Materiales y artículos de construcción y d	\$1,845.45	\$0.00	\$0.00	\$0.00	\$1,845.45	\$0.00	\$0.00	\$0.00	\$0.00	\$0.00	\$0.00	\$0.00	\$0.00	\$1,845.45	\$0.00
246000 Material eléctrico y electrónico	\$1,845.45	\$0.00	\$0.00	\$0.00	\$1,845.45	\$0.00	\$0.00	\$0.00	\$0.00	\$0.00	\$0.00	\$0.00	\$0.00	\$1,845.45	\$0.00
246001 Material Eléctrico	\$1,845.45	\$0.00	\$0.00	\$0.00	\$1,845.45	\$0.00	\$0.00	\$0.00	\$0.00	\$0.00	\$0.00	\$0.00	\$0.00	\$1,845.45	\$0.00
260000 Combustibles, lubricantes y aditivos	\$23,777.04	\$0.00	\$0.00	\$0.00	\$23,777.04	\$0.00	\$0.00	\$0.00	\$0.00	\$0.00	\$0.00	\$0.00	\$0.00	\$23,777.04	\$0.00
261000 Combustibles, lubricantes y aditivos	\$23,777.04	\$0.00	\$0.00	\$0.00	\$23,777.04	\$0.00	\$0.00	\$0.00	\$0.00	\$0.00	\$0.00	\$0.00	\$0.00	\$23,777.04	\$0.00
261001 Combustibles y Lubricantes vehiculos y eq.	\$23,777.04	\$0.00	\$0.00	\$0.00	\$23,777.04	\$0.00	\$0.00	\$0.00	\$0.00	\$0.00	\$0.00	\$0.00	\$0.00	\$23,777.04	\$0.00
300000 SERVICIOS GENERALES	\$328,869.58	\$0.00	\$0.00	\$0.00	\$328,869.58	\$0.00	\$0.00	\$0.00	\$0.00	\$0.00	\$0.00	\$0.00	\$0.00	\$328,869.58	\$0.00
310000 Servicios básicos	\$327,071.00	\$0.00	\$0.00	\$0.00	\$327,071.00	\$0.00	\$0.00	\$0.00	\$0.00	\$0.00	\$0.00	\$0.00	\$0.00	\$327,071.00	\$0.00
311000 Energía eléctrica	\$327,071.00	\$0.00	\$0.00	\$0.00	\$327,071.00	\$0.00	\$0.00	\$0.00	\$0.00	\$0.00	\$0.00	\$0.00	\$0.00	\$327,071.00	\$0.00
311001 Servicio de Energía Eléctrica	\$327,071.00	\$0.00	\$0.00	\$0.00	\$327,071.00	\$0.00	\$0.00	\$0.00	\$0.00	\$0.00	\$0.00	\$0.00	\$0.00	\$327,071.00	\$0.00
340000 Servicios financieros, bancarios y comerc	\$1,798.58	\$0.00	\$0.00	\$0.00	\$1,798.58	\$0.00	\$0.00	\$0.00	\$0.00	\$0.00	\$0.00	\$0.00	\$0.00	\$1,798.58	\$0.00
349000 Servicios financieros, bancarios y comercial	\$1,798.58	\$0.00	\$0.00	\$0.00	\$1,798.58	\$0.00	\$0.00	\$0.00	\$0.00	\$0.00	\$0.00	\$0.00	\$0.00	\$1,798.58	\$0.00
349001 Servicios financieros, bancarios y comercial	\$1,798.58	\$0.00	\$0.00	\$0.00	\$1,798.58	\$0.00	\$0.00	\$0.00	\$0.00	\$0.00	\$0.00	\$0.00	\$0.00	\$1,798.58	\$0.00
600000 INVERSION PUBLICA	\$2,000,000.00	\$1,082,248.28	\$0.00	\$917,751.72	\$0.00	\$0.00	\$0.00	\$0.00	\$0.00	\$0.00	\$0.00	\$0.00	\$0.00	\$2,000,000.00	\$0.00
620000 Obra pública en bienes propios	\$2,000,000.00	\$1,082,248.28	\$0.00	\$917,751.72	\$0.00	\$0.00	\$0.00	\$0.00	\$0.00	\$0.00	\$0.00	\$0.00	\$0.00	\$2,000,000.00	\$0.00
622000 Edificación no habitacional	\$2,000,000.00	\$1,082,248.28	\$0.00	\$917,751.72	\$0.00	\$0.00	\$0.00	\$0.00	\$0.00	\$0.00	\$0.00	\$0.00	\$0.00	\$2,000,000.00	\$0.00
622001 Edificación no habitacional	\$2,000,000.00	\$1,082,248.28	\$0.00	\$917,751.72	\$0.00	\$0.00	\$0.00	\$0.00	\$0.00	\$0.00	\$0.00	\$0.00	\$0.00	\$2,000,000.00	\$0.00
<b>Fondo de Aportaciones para el Fortale</b>	<b>\$2,354,492.07</b>	<b>\$1,082,248.28</b>	<b>\$0.00</b>	<b>\$917,751.72</b>	<b>\$354,492.07</b>	<b>\$0.00</b>	<b>\$0.00</b>	<b>\$0.00</b>	<b>\$0.00</b>	<b>\$0.00</b>	<b>\$0.00</b>	<b>\$0.00</b>	<b>\$0.00</b>	<b>\$2,354,492.07</b>	<b>\$0.00</b>
<b>688 PROAGUA FEDERAL 2022</b>															
600000 INVERSION PUBLICA	\$2,769,482.00	\$0.00	\$0.00	\$2,769,482.00	\$0.00	\$0.00	\$0.00	\$0.00	\$0.00	\$0.00	\$0.00	\$0.00	\$0.00	\$2,769,482.00	\$0.00
620000 Obra pública en bienes propios	\$2,769,482.00	\$0.00	\$0.00	\$2,769,482.00	\$0.00	\$0.00	\$0.00	\$0.00	\$0.00	\$0.00	\$0.00	\$0.00	\$0.00	\$2,769,482.00	\$0.00
623000 Construcción de obras para el abastecimier	\$2,769,482.00	\$0.00	\$0.00	\$2,769,482.00	\$0.00	\$0.00	\$0.00	\$0.00	\$0.00	\$0.00	\$0.00	\$0.00	\$0.00	\$2,769,482.00	\$0.00
623001 Construcción de obras para el abastecimier	\$2,769,482.00	\$0.00	\$0.00	\$2,769,482.00	\$0.00	\$0.00	\$0.00	\$0.00	\$0.00	\$0.00	\$0.00	\$0.00	\$0.00	\$2,769,482.00	\$0.00
<b>PROAGUA FEDERAL 2022</b>	<b>\$2,769,482.00</b>	<b>\$0.00</b>	<b>\$0.00</b>	<b>\$2,769,482.00</b>	<b>\$0.00</b>	<b>\$0.00</b>	<b>\$0.00</b>	<b>\$0.00</b>	<b>\$0.00</b>	<b>\$0.00</b>	<b>\$0.00</b>	<b>\$0.00</b>	<b>\$0.00</b>	<b>\$2,769,482.00</b>	<b>\$0.00</b>







Utr: supervisor  
Rep: rptAnaliticoPresupuestoEgresos\_FF

### Municipio de Chilcuautla HIDALGO

#### Analítico Mensual de Egresos Pagados por Fuente de Financiamiento al 31/dic./2023 (Cuentas con Movimientos) (Cifras en pesos y centavos)

Fecha y 23/abr./2024  
hora de Impresión 05:14 p. m.

Objeto del Gasto	Presupuesto Vigente	Ene	Feb	Mar	Abr	May	Jun	Jul	Ago	Sep	Oct	Nov	Dic	Total	Diferencia (Vigente - Total)	
<b>699 Fondo General de Participaciones 2023 (Recurso de Libre Disposicion)</b>																
<b>100000 SERVICIOS PERSONALES</b>	<b>\$22,617,600.00</b>	<b>\$1,010,428.00</b>	<b>\$2,741,170.00</b>	<b>\$1,858,274.00</b>	<b>\$1,879,918.00</b>	<b>\$1,926,261.00</b>	<b>\$1,894,730.00</b>	<b>\$1,880,552.00</b>	<b>\$1,908,733.00</b>	<b>\$1,934,944.00</b>	<b>\$1,928,958.00</b>	<b>\$1,893,958.00</b>	<b>\$1,759,674.00</b>	<b>\$22,617,600.00</b>	<b>\$0.00</b>	
110000 Remuneraciones al personal de carácter p	\$17,451,677.00	\$777,334.00	\$2,128,149.00	\$1,439,704.00	\$1,459,741.00	\$1,474,250.00	\$1,461,222.00	\$1,452,893.00	\$1,474,156.00	\$1,494,869.00	\$1,491,534.00	\$1,472,509.00	\$1,325,316.00	\$17,451,677.00	\$0.00	
111000 Dietas	\$3,625,375.00	\$157,625.00	\$472,875.00	\$315,250.00	\$315,250.00	\$315,250.00	\$315,250.00	\$315,250.00	\$315,250.00	\$315,250.00	\$315,250.00	\$315,250.00	\$157,625.00	\$3,625,375.00	\$0.00	
111001 Dietas	\$3,625,375.00	\$157,625.00	\$472,875.00	\$315,250.00	\$315,250.00	\$315,250.00	\$315,250.00	\$315,250.00	\$315,250.00	\$315,250.00	\$315,250.00	\$315,250.00	\$157,625.00	\$3,625,375.00	\$0.00	
113000 Sueldos base al personal permanente	\$13,826,302.00	\$619,709.00	\$1,655,274.00	\$1,124,454.00	\$1,144,491.00	\$1,159,000.00	\$1,145,972.00	\$1,137,643.00	\$1,158,906.00	\$1,179,619.00	\$1,176,284.00	\$1,157,259.00	\$1,167,691.00	\$13,826,302.00	\$0.00	
113001 Sueldos	\$13,826,302.00	\$619,709.00	\$1,655,274.00	\$1,124,454.00	\$1,144,491.00	\$1,159,000.00	\$1,145,972.00	\$1,137,643.00	\$1,158,906.00	\$1,179,619.00	\$1,176,284.00	\$1,157,259.00	\$1,167,691.00	\$13,826,302.00	\$0.00	
130000 Remuneraciones adicionales y especiales	\$5,165,923.00	\$233,094.00	\$613,021.00	\$418,570.00	\$420,177.00	\$452,011.00	\$433,508.00	\$427,659.00	\$434,577.00	\$440,075.00	\$437,424.00	\$421,449.00	\$434,358.00	\$5,165,923.00	\$0.00	
134000 Compensaciones	\$5,165,923.00	\$233,094.00	\$613,021.00	\$418,570.00	\$420,177.00	\$452,011.00	\$433,508.00	\$427,659.00	\$434,577.00	\$440,075.00	\$437,424.00	\$421,449.00	\$434,358.00	\$5,165,923.00	\$0.00	
134001 Compensaciones	\$5,165,923.00	\$233,094.00	\$613,021.00	\$418,570.00	\$420,177.00	\$452,011.00	\$433,508.00	\$427,659.00	\$434,577.00	\$440,075.00	\$437,424.00	\$421,449.00	\$434,358.00	\$5,165,923.00	\$0.00	
200000 MATERIALES Y SUMINISTROS	\$571,323.00	\$0.00	\$0.00	\$0.00	\$0.00	\$435,719.00	\$0.00	\$0.00	\$135,604.00	\$0.00	\$0.00	\$0.00	\$0.00	\$571,323.00	\$0.00	
240000 Materiales y artículos de construcción y d	\$571,323.00	\$0.00	\$0.00	\$0.00	\$0.00	\$435,719.00	\$0.00	\$0.00	\$135,604.00	\$0.00	\$0.00	\$0.00	\$0.00	\$571,323.00	\$0.00	
241000 Productos minerales no metálicos	\$319,638.00	\$0.00	\$0.00	\$0.00	\$0.00	\$184,034.00	\$0.00	\$0.00	\$135,604.00	\$0.00	\$0.00	\$0.00	\$0.00	\$319,638.00	\$0.00	
241001 Productos minerales no metálicos	\$319,638.00	\$0.00	\$0.00	\$0.00	\$0.00	\$184,034.00	\$0.00	\$0.00	\$135,604.00	\$0.00	\$0.00	\$0.00	\$0.00	\$319,638.00	\$0.00	
249000 Otros materiales y artículos de construcción	\$251,685.00	\$0.00	\$0.00	\$0.00	\$0.00	\$251,685.00	\$0.00	\$0.00	\$0.00	\$0.00	\$0.00	\$0.00	\$0.00	\$251,685.00	\$0.00	
249001 Otros materiales y artículos de construcción	\$251,685.00	\$0.00	\$0.00	\$0.00	\$0.00	\$251,685.00	\$0.00	\$0.00	\$0.00	\$0.00	\$0.00	\$0.00	\$0.00	\$251,685.00	\$0.00	
300000 SERVICIOS GENERALES	\$1,425,530.47	\$0.00	\$0.00	\$0.00	\$0.00	\$0.00	\$0.00	\$0.00	\$309,661.63	\$75,799.80	\$576,802.47	\$447,466.14	\$15,707.00	\$93.43	\$1,425,530.47	\$0.00
320000 Servicios de arrendamiento	\$342,171.00	\$0.00	\$0.00	\$0.00	\$0.00	\$0.00	\$0.00	\$69,716.00	\$0.00	\$272,455.00	\$0.00	\$0.00	\$0.00	\$342,171.00	\$0.00	
326000 Arrendamiento de maquinaria, otros equipo:	\$342,171.00	\$0.00	\$0.00	\$0.00	\$0.00	\$0.00	\$0.00	\$69,716.00	\$0.00	\$272,455.00	\$0.00	\$0.00	\$0.00	\$342,171.00	\$0.00	
326001 Arrendamiento de Maquinaria y Equipo	\$342,171.00	\$0.00	\$0.00	\$0.00	\$0.00	\$0.00	\$0.00	\$69,716.00	\$0.00	\$272,455.00	\$0.00	\$0.00	\$0.00	\$342,171.00	\$0.00	
330000 Servicios profesionales, científicos, técnir	\$33,517.25	\$0.00	\$0.00	\$0.00	\$0.00	\$0.00	\$0.00	\$12,737.25	\$0.00	\$9,180.00	\$11,600.00	\$0.00	\$0.00	\$33,517.25	\$0.00	
332000 Servicios de diseño, arquitectura, ingeniería	\$33,517.25	\$0.00	\$0.00	\$0.00	\$0.00	\$0.00	\$0.00	\$12,737.25	\$0.00	\$9,180.00	\$11,600.00	\$0.00	\$0.00	\$33,517.25	\$0.00	
332001 Servicios de arquitectura, ingeniería y activi	\$33,517.25	\$0.00	\$0.00	\$0.00	\$0.00	\$0.00	\$0.00	\$12,737.25	\$0.00	\$9,180.00	\$11,600.00	\$0.00	\$0.00	\$33,517.25	\$0.00	
380000 Servicios oficiales	\$1,049,842.22	\$0.00	\$0.00	\$0.00	\$0.00	\$0.00	\$0.00	\$227,208.38	\$75,799.80	\$295,167.47	\$435,866.14	\$15,707.00	\$93.43	\$1,049,842.22	\$0.00	
381000 Gastos de ceremonial	\$222,466.30	\$0.00	\$0.00	\$0.00	\$0.00	\$0.00	\$0.00	\$0.00	\$0.00	\$94,866.30	\$127,600.00	\$0.00	\$0.00	\$222,466.30	\$0.00	
381001 Gastos de Ceremonial	\$222,466.30	\$0.00	\$0.00	\$0.00	\$0.00	\$0.00	\$0.00	\$0.00	\$0.00	\$94,866.30	\$127,600.00	\$0.00	\$0.00	\$222,466.30	\$0.00	
382000 Gastos de orden social y cultural	\$827,375.92	\$0.00	\$0.00	\$0.00	\$0.00	\$0.00	\$0.00	\$227,208.38	\$75,799.80	\$200,301.17	\$308,266.14	\$15,707.00	\$93.43	\$827,375.92	\$0.00	
382001 Gastos de orden social	\$827,375.92	\$0.00	\$0.00	\$0.00	\$0.00	\$0.00	\$0.00	\$227,208.38	\$75,799.80	\$200,301.17	\$308,266.14	\$15,707.00	\$93.43	\$827,375.92	\$0.00	
400000 TRANSFERENCIAS, ASIGNACIONES	\$1,522,014.04	\$30,505.00	\$26,785.00	\$34,845.00	\$777,359.04	\$30,815.00	\$30,815.00	\$30,815.00	\$30,505.00	\$30,505.00	\$30,815.00	\$31,125.00	\$437,125.00	\$1,522,014.04	\$0.00	
410000 Transferencias internas y asignaciones al	\$369,470.00	\$30,505.00	\$26,785.00	\$34,845.00	\$30,815.00	\$30,815.00	\$30,815.00	\$30,815.00	\$30,505.00	\$30,505.00	\$30,815.00	\$31,125.00	\$31,125.00	\$369,470.00	\$0.00	
415000 Transferencias internas otorgadas a entidad	\$369,470.00	\$30,505.00	\$26,785.00	\$34,845.00	\$30,815.00	\$30,815.00	\$30,815.00	\$30,815.00	\$30,505.00	\$30,505.00	\$30,815.00	\$31,125.00	\$31,125.00	\$369,470.00	\$0.00	
415001 Transferencias internas otorgadas a entidad	\$369,470.00	\$30,505.00	\$26,785.00	\$34,845.00	\$30,815.00	\$30,815.00	\$30,815.00	\$30,815.00	\$30,505.00	\$30,505.00	\$30,815.00	\$31,125.00	\$31,125.00	\$369,470.00	\$0.00	
430000 Subsidios y subvenciones	\$406,000.00	\$0.00	\$0.00	\$0.00	\$0.00	\$0.00	\$0.00	\$0.00	\$0.00	\$0.00	\$0.00	\$0.00	\$406,000.00	\$406,000.00	\$0.00	
438000 Subsidios a entidades federativas y municip	\$406,000.00	\$0.00	\$0.00	\$0.00	\$0.00	\$0.00	\$0.00	\$0.00	\$0.00	\$0.00	\$0.00	\$0.00	\$406,000.00	\$406,000.00	\$0.00	
438001 Subsidios a entidades federativas y municip	\$406,000.00	\$0.00	\$0.00	\$0.00	\$0.00	\$0.00	\$0.00	\$0.00	\$0.00	\$0.00	\$0.00	\$0.00	\$406,000.00	\$406,000.00	\$0.00	
440000 Ayudas sociales	\$746,544.04	\$0.00	\$0.00	\$0.00	\$746,544.04	\$0.00	\$0.00	\$0.00	\$0.00	\$0.00	\$0.00	\$0.00	\$0.00	\$746,544.04	\$0.00	
448000 Ayudas por desastres naturales y otros sini	\$746,544.04	\$0.00	\$0.00	\$0.00	\$746,544.04	\$0.00	\$0.00	\$0.00	\$0.00	\$0.00	\$0.00	\$0.00	\$0.00	\$746,544.04	\$0.00	
448001 Ayudas por desastres naturales y otros sini	\$746,544.04	\$0.00	\$0.00	\$0.00	\$746,544.04	\$0.00	\$0.00	\$0.00	\$0.00	\$0.00	\$0.00	\$0.00	\$0.00	\$746,544.04	\$0.00	





Usr: supervisor  
 Rep: rptAnaliticoPresupuestoEgresos\_FF

### Municipio de Chilcuautla HIDALGO

#### Analítico Mensual de Egresos Pagados por Fuente de Financiamiento al 31/dic./2023 (Cuentas con Movimientos) (Cifras en pesos y centavos)

Fecha y hora de Impresión | 23/abr./2024  
 05:14 p. m.

Objeto del Gasto	Presupuesto Vigente	Ene	Feb	Mar	Abr	May	Jun	Jul	Ago	Sep	Oct	Nov	Dic	Total	Diferencia (Vigente - Total)
<b>600000 INVERSION PUBLICA</b>	<b>\$1,981,858.79</b>	<b>\$0.00</b>	<b>\$0.00</b>	<b>\$0.00</b>	<b>\$0.00</b>	<b>\$0.00</b>	<b>\$0.00</b>	<b>\$0.00</b>	<b>\$0.00</b>	<b>\$0.00</b>	<b>\$0.00</b>	<b>\$0.00</b>	<b>\$578,810.32</b>	<b>\$578,810.32</b>	<b>\$1,403,048.47</b>
620000 Obra pública en bienes propios	\$1,981,858.79	\$0.00	\$0.00	\$0.00	\$0.00	\$0.00	\$0.00	\$0.00	\$0.00	\$0.00	\$0.00	\$0.00	\$578,810.32	\$578,810.32	\$1,403,048.47
622000 Edificación no habitacional	\$1,981,858.79	\$0.00	\$0.00	\$0.00	\$0.00	\$0.00	\$0.00	\$0.00	\$0.00	\$0.00	\$0.00	\$0.00	\$578,810.32	\$578,810.32	\$1,403,048.47
622001 Edificación no habitacional	\$1,981,858.79	\$0.00	\$0.00	\$0.00	\$0.00	\$0.00	\$0.00	\$0.00	\$0.00	\$0.00	\$0.00	\$0.00	\$578,810.32	\$578,810.32	\$1,403,048.47
<b>Fondo General de Participaciones 2023</b>	<b>\$28,118,326.30</b>	<b>\$1,040,933.00</b>	<b>\$2,767,955.00</b>	<b>\$1,893,119.00</b>	<b>\$2,657,277.04</b>	<b>\$2,392,795.00</b>	<b>\$1,925,545.00</b>	<b>\$2,221,028.63</b>	<b>\$2,150,641.80</b>	<b>\$2,542,251.47</b>	<b>\$2,407,239.14</b>	<b>\$1,940,790.00</b>	<b>\$2,775,702.75</b>	<b>\$26,715,277.83</b>	<b>\$1,403,048.47</b>
<b>700 Fondo de Fomento Municipal 2023 (Recursos de Libre Disposición)</b>															
<b>100000 SERVICIOS PERSONALES</b>	<b>\$2,284,174.00</b>	<b>\$6,866.00</b>	<b>\$2,877.00</b>	<b>\$0.00</b>	<b>\$0.00</b>	<b>\$0.00</b>	<b>\$11,232.00</b>	<b>\$12,715.00</b>	<b>\$0.00</b>	<b>\$6,793.00</b>	<b>\$0.00</b>	<b>\$41,732.00</b>	<b>\$2,201,959.00</b>	<b>\$2,284,174.00</b>	<b>\$0.00</b>
130000 Remuneraciones adicionales y especiales	\$2,284,174.00	\$6,866.00	\$2,877.00	\$0.00	\$0.00	\$0.00	\$11,232.00	\$12,715.00	\$0.00	\$6,793.00	\$0.00	\$41,732.00	\$2,201,959.00	\$2,284,174.00	\$0.00
132000 Primas de vacaciones, dominical y gratifica	\$2,284,174.00	\$6,866.00	\$2,877.00	\$0.00	\$0.00	\$0.00	\$11,232.00	\$12,715.00	\$0.00	\$6,793.00	\$0.00	\$41,732.00	\$2,201,959.00	\$2,284,174.00	\$0.00
132002 Gratificación Anual	\$2,284,174.00	\$6,866.00	\$2,877.00	\$0.00	\$0.00	\$0.00	\$11,232.00	\$12,715.00	\$0.00	\$6,793.00	\$0.00	\$41,732.00	\$2,201,959.00	\$2,284,174.00	\$0.00
<b>200000 MATERIALES Y SUMINISTROS</b>	<b>\$2,068,724.75</b>	<b>\$0.00</b>	<b>\$165,670.13</b>	<b>\$276,479.52</b>	<b>\$187,780.68</b>	<b>\$175,781.83</b>	<b>\$127,731.14</b>	<b>\$115,141.68</b>	<b>\$213,734.68</b>	<b>\$237,947.67</b>	<b>\$154,685.78</b>	<b>\$44,650.42</b>	<b>\$369,121.22</b>	<b>\$2,068,724.75</b>	<b>\$0.00</b>
210000 Materiales de administración, emisión de	\$412,413.23	\$0.00	\$96,694.01	\$52,820.78	\$58,416.59	\$7,513.84	\$41,992.80	\$21,654.48	\$12,815.50	\$8,340.00	\$0.00	\$2,513.25	\$109,651.98	\$412,413.23	\$0.00
211000 Materiales, útiles y equipos menores de ofic	\$141,357.09	\$0.00	\$137.00	\$36,396.59	\$45,190.59	\$6,958.84	\$40,031.60	\$3,802.48	\$0.00	\$8,340.00	\$0.00	\$0.00	\$499.99	\$141,357.09	\$0.00
211001 Material de Oficina	\$141,357.09	\$0.00	\$137.00	\$36,396.59	\$45,190.59	\$6,958.84	\$40,031.60	\$3,802.48	\$0.00	\$8,340.00	\$0.00	\$0.00	\$499.99	\$141,357.09	\$0.00
212000 Materiales y útiles de impresión y reproduct	\$176,245.33	\$0.00	\$96,557.01	\$0.00	\$0.00	\$0.00	\$1,183.20	\$0.00	\$0.00	\$0.00	\$0.00	\$1,150.25	\$77,354.87	\$176,245.33	\$0.00
212001 Materiales y Útiles de Impresión	\$176,245.33	\$0.00	\$96,557.01	\$0.00	\$0.00	\$0.00	\$1,183.20	\$0.00	\$0.00	\$0.00	\$0.00	\$1,150.25	\$77,354.87	\$176,245.33	\$0.00
215000 Material impreso e información digital	\$51,430.50	\$0.00	\$0.00	\$0.00	\$13,226.00	\$0.00	\$778.00	\$17,852.00	\$12,572.50	\$0.00	\$0.00	\$0.00	\$7,002.00	\$51,430.50	\$0.00
215001 Suscripciones a Publicaciones y Periódicos	\$51,430.50	\$0.00	\$0.00	\$0.00	\$13,226.00	\$0.00	\$778.00	\$17,852.00	\$12,572.50	\$0.00	\$0.00	\$0.00	\$7,002.00	\$51,430.50	\$0.00
216000 Material de limpieza	\$43,380.31	\$0.00	\$0.00	\$16,424.19	\$0.00	\$555.00	\$0.00	\$0.00	\$243.00	\$0.00	\$0.00	\$1,363.00	\$24,795.12	\$43,380.31	\$0.00
216001 Material de Limpieza	\$43,380.31	\$0.00	\$0.00	\$16,424.19	\$0.00	\$555.00	\$0.00	\$0.00	\$243.00	\$0.00	\$0.00	\$1,363.00	\$24,795.12	\$43,380.31	\$0.00
<b>220000 Alimentos y utensilios</b>	<b>\$82,636.06</b>	<b>\$0.00</b>	<b>\$0.00</b>	<b>\$7,725.60</b>	<b>\$0.00</b>	<b>\$0.00</b>	<b>\$0.00</b>	<b>\$9,248.10</b>	<b>\$5,521.60</b>	<b>\$9,710.92</b>	<b>\$0.00</b>	<b>\$0.00</b>	<b>\$50,429.84</b>	<b>\$82,636.06</b>	<b>\$0.00</b>
221000 Productos alimenticios para personas	\$82,636.06	\$0.00	\$0.00	\$7,725.60	\$0.00	\$0.00	\$0.00	\$9,248.10	\$5,521.60	\$9,710.92	\$0.00	\$0.00	\$50,429.84	\$82,636.06	\$0.00
221001 Alimentación de Personas	\$82,636.06	\$0.00	\$0.00	\$7,725.60	\$0.00	\$0.00	\$0.00	\$9,248.10	\$5,521.60	\$9,710.92	\$0.00	\$0.00	\$50,429.84	\$82,636.06	\$0.00
<b>250000 Productos químicos, farmacéuticos y de l</b>	<b>\$176,131.92</b>	<b>\$0.00</b>	<b>\$4,866.20</b>	<b>\$82,734.75</b>	<b>\$0.00</b>	<b>\$5,587.47</b>	<b>\$60,570.00</b>	<b>\$0.00</b>	<b>\$0.00</b>	<b>\$10,548.56</b>	<b>\$0.00</b>	<b>\$11,824.94</b>	<b>\$0.00</b>	<b>\$176,131.92</b>	<b>\$0.00</b>
251000 Productos químicos básicos	\$134,934.75	\$0.00	\$0.00	\$82,734.75	\$0.00	\$0.00	\$52,200.00	\$0.00	\$0.00	\$0.00	\$0.00	\$0.00	\$0.00	\$134,934.75	\$0.00
251001 Sustancias Químicas	\$134,934.75	\$0.00	\$0.00	\$82,734.75	\$0.00	\$0.00	\$52,200.00	\$0.00	\$0.00	\$0.00	\$0.00	\$0.00	\$0.00	\$134,934.75	\$0.00
253000 Medicinas y productos farmacéuticos	\$4,269.96	\$0.00	\$0.00	\$0.00	\$0.00	\$0.00	\$0.00	\$0.00	\$0.00	\$0.00	\$0.00	\$4,269.96	\$0.00	\$4,269.96	\$0.00
253001 Medicinas y Productos Farmacéuticos	\$4,269.96	\$0.00	\$0.00	\$0.00	\$0.00	\$0.00	\$0.00	\$0.00	\$0.00	\$0.00	\$0.00	\$4,269.96	\$0.00	\$4,269.96	\$0.00
254000 Materiales, accesorios y suministros médic	\$36,927.21	\$0.00	\$4,866.20	\$0.00	\$0.00	\$5,587.47	\$8,370.00	\$0.00	\$0.00	\$10,548.56	\$0.00	\$7,554.98	\$0.00	\$36,927.21	\$0.00
254001 Materiales y Suministros Médicos	\$36,927.21	\$0.00	\$4,866.20	\$0.00	\$0.00	\$5,587.47	\$8,370.00	\$0.00	\$0.00	\$10,548.56	\$0.00	\$7,554.98	\$0.00	\$36,927.21	\$0.00
<b>260000 Combustibles, lubricantes y aditivos</b>	<b>\$930,647.87</b>	<b>\$0.00</b>	<b>\$64,109.92</b>	<b>\$113,759.46</b>	<b>\$78,443.42</b>	<b>\$149,333.72</b>	<b>\$25,168.34</b>	<b>\$18,484.56</b>	<b>\$110,137.58</b>	<b>\$73,709.18</b>	<b>\$153,218.38</b>	<b>\$29,740.22</b>	<b>\$114,543.09</b>	<b>\$930,647.87</b>	<b>\$0.00</b>
261000 Combustibles, lubricantes y aditivos	\$930,647.87	\$0.00	\$64,109.92	\$113,759.46	\$78,443.42	\$149,333.72	\$25,168.34	\$18,484.56	\$110,137.58	\$73,709.18	\$153,218.38	\$29,740.22	\$114,543.09	\$930,647.87	\$0.00
261001 Combustibles y Lubricantes vehículos y eq	\$930,647.87	\$0.00	\$64,109.92	\$113,759.46	\$78,443.42	\$149,333.72	\$25,168.34	\$18,484.56	\$110,137.58	\$73,709.18	\$153,218.38	\$29,740.22	\$114,543.09	\$930,647.87	\$0.00
<b>270000 Vestuario, blancos, prendas de protecció</b>	<b>\$239,149.73</b>	<b>\$0.00</b>	<b>\$0.00</b>	<b>\$19,438.93</b>	<b>\$0.00</b>	<b>\$13,346.80</b>	<b>\$0.00</b>	<b>\$0.00</b>	<b>\$85,260.00</b>	<b>\$121,104.00</b>	<b>\$0.00</b>	<b>\$0.00</b>	<b>\$0.00</b>	<b>\$239,149.73</b>	<b>\$0.00</b>
271000 Vestuario y uniformes	\$169,250.80	\$0.00	\$0.00	\$0.00	\$0.00	\$13,346.80	\$0.00	\$0.00	\$34,800.00	\$121,104.00	\$0.00	\$0.00	\$0.00	\$169,250.80	\$0.00
271001 Vestuario, Uniformes	\$169,250.80	\$0.00	\$0.00	\$0.00	\$0.00	\$13,346.80	\$0.00	\$0.00	\$34,800.00	\$121,104.00	\$0.00	\$0.00	\$0.00	\$169,250.80	\$0.00
272000 Prendas de seguridad y protección persona	\$50,460.00	\$0.00	\$0.00	\$0.00	\$0.00	\$0.00	\$0.00	\$0.00	\$50,460.00	\$0.00	\$0.00	\$0.00	\$0.00	\$50,460.00	\$0.00
272001 Prendas de Protección	\$50,460.00	\$0.00	\$0.00	\$0.00	\$0.00	\$0.00	\$0.00	\$0.00	\$50,460.00	\$0.00	\$0.00	\$0.00	\$0.00	\$50,460.00	\$0.00





Municipio de Chilcuautla  
HIDALGO

Analítico Mensual de Egresos Pagados por Fuente de Financiamiento al 31/dic./2023  
(Cuentas con Movimientos)  
(Cifras en pesos y centavos)

Fecha y 23/abr./2024  
hora de Impresión 05:14 p. m.

Usr: supervisor  
Rep: rptAnalíticoPresupuestoEgresos\_FF

Objeto del Gasto	Presupuesto Vigente	Ene	Feb	Mar	Abr	May	Jun	Jul	Ago	Sep	Oct	Nov	Dic	Total	Diferencia (Vigente - Total)
273000 Artículos deportivos	\$19,438.93	\$0.00	\$0.00	\$19,438.93	\$0.00	\$0.00	\$0.00	\$0.00	\$0.00	\$0.00	\$0.00	\$0.00	\$0.00	\$19,438.93	\$0.00
273001 Artículos Deportivos	\$19,438.93	\$0.00	\$0.00	\$19,438.93	\$0.00	\$0.00	\$0.00	\$0.00	\$0.00	\$0.00	\$0.00	\$0.00	\$0.00	\$19,438.93	\$0.00
<b>290000 Herramientas, refacciones y accesorios m</b>	<b>\$227,745.94</b>	<b>\$0.00</b>	<b>\$0.00</b>	<b>\$0.00</b>	<b>\$50,920.67</b>	<b>\$0.00</b>	<b>\$0.00</b>	<b>\$65,754.54</b>	<b>\$0.00</b>	<b>\$14,535.01</b>	<b>\$1,467.40</b>	<b>\$572.01</b>	<b>\$94,496.31</b>	<b>\$227,745.94</b>	<b>\$0.00</b>
291000 Herramientas menores	\$98,563.99	\$0.00	\$0.00	\$0.00	\$3,824.67	\$0.00	\$0.00	\$0.00	\$0.00	\$0.00	\$0.00	\$243.01	\$94,496.31	\$98,563.99	\$0.00
291001 Herramientas Menores	\$98,563.99	\$0.00	\$0.00	\$0.00	\$3,824.67	\$0.00	\$0.00	\$0.00	\$0.00	\$0.00	\$0.00	\$243.01	\$94,496.31	\$98,563.99	\$0.00
294000 Refacciones y accesorios menores de equi	\$79,489.94	\$0.00	\$0.00	\$0.00	\$0.00	\$0.00	\$0.00	\$65,754.54	\$0.00	\$11,939.00	\$1,467.40	\$329.00	\$0.00	\$79,489.94	\$0.00
294001 Refacciones y accesorios menores de equi	\$79,489.94	\$0.00	\$0.00	\$0.00	\$0.00	\$0.00	\$0.00	\$65,754.54	\$0.00	\$11,939.00	\$1,467.40	\$329.00	\$0.00	\$79,489.94	\$0.00
296000 Refacciones y accesorios menores de equi	\$49,692.01	\$0.00	\$0.00	\$0.00	\$47,096.00	\$0.00	\$0.00	\$0.00	\$0.00	\$2,596.01	\$0.00	\$0.00	\$0.00	\$49,692.01	\$0.00
296001 Refacciones	\$49,692.01	\$0.00	\$0.00	\$0.00	\$47,096.00	\$0.00	\$0.00	\$0.00	\$0.00	\$2,596.01	\$0.00	\$0.00	\$0.00	\$49,692.01	\$0.00
<b>300000 SERVICIOS GENERALES</b>	<b>\$4,299,663.88</b>	<b>\$0.00</b>	<b>\$288,116.69</b>	<b>\$523,410.04</b>	<b>\$384,397.29</b>	<b>\$459,955.91</b>	<b>\$881,481.80</b>	<b>\$120,271.37</b>	<b>\$171,643.03</b>	<b>\$232,674.93</b>	<b>\$287,044.73</b>	<b>\$168,147.27</b>	<b>\$695,520.82</b>	<b>\$4,212,663.88</b>	<b>\$87,000.00</b>
310000 Servicios básicos	\$72,625.00	\$0.00	\$19,265.00	\$4,640.00	\$4,640.00	\$4,640.00	\$4,640.00	\$4,640.00	\$4,640.00	\$4,640.00	\$6,960.00	\$6,960.00	\$6,960.00	\$72,625.00	\$0.00
314000 Telefonía tradicional	\$14,625.00	\$0.00	\$14,625.00	\$0.00	\$0.00	\$0.00	\$0.00	\$0.00	\$0.00	\$0.00	\$0.00	\$0.00	\$0.00	\$14,625.00	\$0.00
314001 Servicio Telefónico Tradicional	\$14,625.00	\$0.00	\$14,625.00	\$0.00	\$0.00	\$0.00	\$0.00	\$0.00	\$0.00	\$0.00	\$0.00	\$0.00	\$0.00	\$14,625.00	\$0.00
317000 Servicios de acceso de Internet, redes y prc	\$58,000.00	\$0.00	\$4,640.00	\$4,640.00	\$4,640.00	\$4,640.00	\$4,640.00	\$4,640.00	\$4,640.00	\$4,640.00	\$6,960.00	\$6,960.00	\$6,960.00	\$58,000.00	\$0.00
317001 Servicios de Conducción de Señales Analó	\$58,000.00	\$0.00	\$4,640.00	\$4,640.00	\$4,640.00	\$4,640.00	\$4,640.00	\$4,640.00	\$4,640.00	\$4,640.00	\$6,960.00	\$6,960.00	\$6,960.00	\$58,000.00	\$0.00
<b>320000 Servicios de arrendamiento</b>	<b>\$251,425.80</b>	<b>\$0.00</b>	<b>\$18,000.00</b>	<b>\$43,326.00</b>	<b>\$0.00</b>	<b>\$11,136.00</b>	<b>\$13,000.00</b>	<b>\$18,000.00</b>	<b>\$0.00</b>	<b>\$97,718.40</b>	<b>\$12,180.00</b>	<b>\$0.00</b>	<b>\$38,065.40</b>	<b>\$251,425.80</b>	<b>\$0.00</b>
322000 Arrendamiento de edificios	\$36,000.00	\$0.00	\$18,000.00	\$0.00	\$0.00	\$0.00	\$0.00	\$18,000.00	\$0.00	\$0.00	\$0.00	\$0.00	\$0.00	\$36,000.00	\$0.00
322001 Arrendamiento de edificios	\$36,000.00	\$0.00	\$18,000.00	\$0.00	\$0.00	\$0.00	\$0.00	\$18,000.00	\$0.00	\$0.00	\$0.00	\$0.00	\$0.00	\$36,000.00	\$0.00
326000 Arrendamiento de maquinaria, otros equipo	\$97,718.40	\$0.00	\$0.00	\$0.00	\$0.00	\$0.00	\$0.00	\$0.00	\$0.00	\$97,718.40	\$0.00	\$0.00	\$0.00	\$97,718.40	\$0.00
326001 Arrendamiento de Maquinaria y Equipo	\$97,718.40	\$0.00	\$0.00	\$0.00	\$0.00	\$0.00	\$0.00	\$0.00	\$0.00	\$97,718.40	\$0.00	\$0.00	\$0.00	\$97,718.40	\$0.00
329000 Otros arrendamientos	\$117,707.40	\$0.00	\$0.00	\$43,326.00	\$0.00	\$11,136.00	\$13,000.00	\$0.00	\$0.00	\$0.00	\$12,180.00	\$0.00	\$38,065.40	\$117,707.40	\$0.00
329001 Otros arrendamientos	\$117,707.40	\$0.00	\$0.00	\$43,326.00	\$0.00	\$11,136.00	\$13,000.00	\$0.00	\$0.00	\$0.00	\$12,180.00	\$0.00	\$38,065.40	\$117,707.40	\$0.00
<b>330000 Servicios profesionales, científicos, técnic</b>	<b>\$64,620.00</b>	<b>\$0.00</b>	<b>\$0.00</b>	<b>\$0.00</b>	<b>\$0.00</b>	<b>\$0.00</b>	<b>\$0.00</b>	<b>\$0.00</b>	<b>\$48,720.00</b>	<b>\$0.00</b>	<b>\$15,900.00</b>	<b>\$0.00</b>	<b>\$0.00</b>	<b>\$64,620.00</b>	<b>\$0.00</b>
331000 Servicios legales, de contabilidad, auditoria	\$48,720.00	\$0.00	\$0.00	\$0.00	\$0.00	\$0.00	\$0.00	\$0.00	\$48,720.00	\$0.00	\$0.00	\$0.00	\$0.00	\$48,720.00	\$0.00
331003 Servicios de Consultoría	\$48,720.00	\$0.00	\$0.00	\$0.00	\$0.00	\$0.00	\$0.00	\$0.00	\$48,720.00	\$0.00	\$0.00	\$0.00	\$0.00	\$48,720.00	\$0.00
334000 Servicios de capacitación	\$15,900.00	\$0.00	\$0.00	\$0.00	\$0.00	\$0.00	\$0.00	\$0.00	\$0.00	\$0.00	\$0.00	\$15,900.00	\$0.00	\$15,900.00	\$0.00
334001 Capacitación	\$15,900.00	\$0.00	\$0.00	\$0.00	\$0.00	\$0.00	\$0.00	\$0.00	\$0.00	\$0.00	\$0.00	\$15,900.00	\$0.00	\$15,900.00	\$0.00
<b>350000 Servicios de instalación, reparación, mant</b>	<b>\$876,791.33</b>	<b>\$0.00</b>	<b>\$115,626.08</b>	<b>\$70,344.73</b>	<b>\$75,751.96</b>	<b>\$66,153.98</b>	<b>\$50,799.00</b>	<b>\$30,351.37</b>	<b>\$97,478.03</b>	<b>\$20,304.03</b>	<b>\$85,616.23</b>	<b>\$133,436.27</b>	<b>\$130,929.65</b>	<b>\$876,791.33</b>	<b>\$0.00</b>
351000 Conservación y mantenimiento menor de in	\$81,012.58	\$0.00	\$0.00	\$0.00	\$0.00	\$0.00	\$22,309.39	\$0.00	\$14,601.20	\$0.00	\$0.00	\$4,532.99	\$39,569.00	\$81,012.58	\$0.00
351001 Conservación y mantenimiento menor de in	\$81,012.58	\$0.00	\$0.00	\$0.00	\$0.00	\$0.00	\$22,309.39	\$0.00	\$14,601.20	\$0.00	\$0.00	\$4,532.99	\$39,569.00	\$81,012.58	\$0.00
353000 Instalación, reparación y mantenimiento de	\$51,362.58	\$0.00	\$3,016.00	\$1,200.01	\$0.00	\$522.00	\$0.00	\$30,351.37	\$0.00	\$12,503.20	\$0.00	\$2,320.00	\$1,450.00	\$51,362.58	\$0.00
353001 Mantenimiento de bienes informáticos	\$51,362.58	\$0.00	\$3,016.00	\$1,200.01	\$0.00	\$522.00	\$0.00	\$30,351.37	\$0.00	\$12,503.20	\$0.00	\$2,320.00	\$1,450.00	\$51,362.58	\$0.00
355000 Reparación y mantenimiento de equipo de t	\$523,400.29	\$0.00	\$58,611.09	\$57,172.71	\$54,925.00	\$44,171.98	\$22,305.60	\$0.00	\$63,576.84	\$7,800.83	\$35,021.24	\$92,356.00	\$87,459.00	\$523,400.29	\$0.00
355001 Mantenimiento de Vehículos	\$523,400.29	\$0.00	\$58,611.09	\$57,172.71	\$54,925.00	\$44,171.98	\$22,305.60	\$0.00	\$63,576.84	\$7,800.83	\$35,021.24	\$92,356.00	\$87,459.00	\$523,400.29	\$0.00
357000 Instalación, reparación y mantenimiento de	\$212,663.88	\$0.00	\$53,998.99	\$11,972.01	\$20,826.96	\$21,460.00	\$6,184.01	\$0.00	\$10,947.99	\$0.00	\$50,597.99	\$39,207.20	\$2,451.65	\$212,663.88	\$0.00
357001 Mantenimiento de Maquinaria y Equipo	\$175,100.54	\$0.00	\$53,998.99	\$0.00	\$20,826.96	\$21,460.00	\$6,184.01	\$0.00	\$10,947.99	\$0.00	\$50,597.99	\$11,067.00	\$0.00	\$175,100.54	\$0.00
357002 Mantenimiento e Instalación de Equipos y H	\$37,563.34	\$0.00	\$0.00	\$11,972.01	\$0.00	\$0.00	\$0.00	\$0.00	\$0.00	\$0.00	\$0.00	\$0.00	\$0.00	\$37,563.34	\$0.00
359000 Servicios de jardinería y fumigación	\$8,352.00	\$0.00	\$0.00	\$0.00	\$0.00	\$0.00	\$0.00	\$0.00	\$8,352.00	\$0.00	\$0.00	\$0.00	\$0.00	\$8,352.00	\$0.00
359001 Servicios de jardinería y fumigación	\$8,352.00	\$0.00	\$0.00	\$0.00	\$0.00	\$0.00	\$0.00	\$0.00	\$8,352.00	\$0.00	\$0.00	\$0.00	\$0.00	\$8,352.00	\$0.00
360000 Servicios de comunicación social y public	\$284,862.50	\$0.00	\$34,298.00	\$31,245.00	\$16,990.00	\$10,440.00	\$2,900.00	\$13,920.00	\$20,805.00	\$83,692.00	\$31,767.50	\$11,900.00	\$22,665.00	\$284,862.50	\$0.00





Usr: supervisor  
Rep: rptAnaliticoPresupuestoEgresos\_FF

### Municipio de Chilcuautla HIDALGO




#### Analítico Mensual de Egresos Pagados por Fuente de Financiamiento al 31/dic./2023 (Cuentas con Movimientos) (Cifras en pesos y centavos)

Fecha y 23/abr./2024  
hora de Impresión 05:14 p. m.

Objeto del Gasto	Presupuesto Vigente	Ene	Feb	Mar	Abr	May	Jun	Jul	Ago	Sep	Oct	Nov	Dic	Total	Diferencia (Vigente - Total)
361000 Difusión por radio, televisión y otros medios	\$284,862.50	\$0.00	\$30,408.00	\$31,245.00	\$20,880.00	\$10,440.00	\$2,900.00	\$13,920.00	\$20,805.00	\$83,692.00	\$31,787.50	\$11,020.00	\$27,765.00	\$284,862.50	\$0.00
361001 Difusión de programas y actividades gubernamentales	\$284,862.50	\$0.00	\$30,408.00	\$31,245.00	\$20,880.00	\$10,440.00	\$2,900.00	\$13,920.00	\$20,805.00	\$83,692.00	\$31,787.50	\$11,020.00	\$27,765.00	\$284,862.50	\$0.00
369000 Otros servicios de información	\$0.00	\$0.00	\$3,890.00	\$0.00	-\$3,890.00	\$0.00	\$0.00	\$0.00	\$0.00	\$0.00	\$0.00	\$0.00	\$0.00	\$0.00	\$0.00
369001 Otros servicios de información	\$0.00	\$0.00	\$3,890.00	\$0.00	-\$3,890.00	\$0.00	\$0.00	\$0.00	\$0.00	\$0.00	\$0.00	\$0.00	\$0.00	\$0.00	\$0.00
<b>380000 Servicios oficiales</b>	<b>\$2,161,944.32</b>	<b>\$0.00</b>	<b>\$61,927.61</b>	<b>\$275,496.31</b>	<b>\$217,445.33</b>	<b>\$290,200.00</b>	<b>\$807,030.80</b>	<b>\$0.00</b>	<b>\$0.00</b>	<b>\$17,212.50</b>	<b>\$0.00</b>	<b>\$831.00</b>	<b>\$491,808.77</b>	<b>\$2,161,944.32</b>	<b>\$0.00</b>
381000 Gastos de ceremonial	\$62,626.50	\$0.00	\$0.00	\$22,852.00	\$9,570.00	\$0.00	\$0.00	\$0.00	\$0.00	\$17,212.50	\$0.00	\$0.00	\$12,992.00	\$62,626.50	\$0.00
381001 Gastos de Ceremonial	\$62,626.50	\$0.00	\$0.00	\$22,852.00	\$9,570.00	\$0.00	\$0.00	\$0.00	\$0.00	\$17,212.50	\$0.00	\$0.00	\$12,992.00	\$62,626.50	\$0.00
382000 Gastos de orden social y cultural	\$2,099,317.82	\$0.00	\$61,927.61	\$252,644.31	\$207,875.33	\$290,200.00	\$807,030.80	\$0.00	\$0.00	\$0.00	\$0.00	\$831.00	\$478,808.77	\$2,099,317.82	\$0.00
382001 Gastos de orden social	\$2,099,317.82	\$0.00	\$61,927.61	\$252,644.31	\$207,875.33	\$290,200.00	\$807,030.80	\$0.00	\$0.00	\$0.00	\$0.00	\$831.00	\$478,808.77	\$2,099,317.82	\$0.00
<b>390000 Otros servicios generales</b>	<b>\$587,394.93</b>	<b>\$0.00</b>	<b>\$39,000.00</b>	<b>\$98,358.00</b>	<b>\$69,570.00</b>	<b>\$77,385.93</b>	<b>\$3,112.00</b>	<b>\$53,360.00</b>	<b>\$0.00</b>	<b>\$9,108.00</b>	<b>\$150,501.00</b>	<b>\$0.00</b>	<b>\$0.00</b>	<b>\$500,394.93</b>	<b>\$87,000.00</b>
392000 Impuestos y derechos	\$47,095.93	\$0.00	\$3,691.00	\$3,691.00	\$3,691.00	\$10,108.93	\$3,112.00	\$0.00	\$0.00	\$9,108.00	\$13,694.00	\$0.00	\$0.00	\$47,095.93	\$0.00
392006 Pago de derechos	\$47,095.93	\$0.00	\$3,691.00	\$3,691.00	\$3,691.00	\$10,108.93	\$3,112.00	\$0.00	\$0.00	\$9,108.00	\$13,694.00	\$0.00	\$0.00	\$47,095.93	\$0.00
398000 Impuesto sobre nóminas y otros que se derivan	\$486,939.00	\$0.00	\$35,309.00	\$94,667.00	\$65,879.00	\$67,277.00	\$0.00	\$0.00	\$0.00	\$0.00	\$136,807.00	\$0.00	\$0.00	\$399,939.00	\$87,000.00
398001 Impuesto sobre nóminas y otros que se derivan	\$486,939.00	\$0.00	\$35,309.00	\$94,667.00	\$65,879.00	\$67,277.00	\$0.00	\$0.00	\$0.00	\$0.00	\$136,807.00	\$0.00	\$0.00	\$399,939.00	\$87,000.00
399000 Otros servicios generales	\$53,360.00	\$0.00	\$0.00	\$0.00	\$0.00	\$0.00	\$0.00	\$53,360.00	\$0.00	\$0.00	\$0.00	\$0.00	\$0.00	\$53,360.00	\$0.00
399003 Gastos de Apoyo de las Funciones Públicas	\$53,360.00	\$0.00	\$0.00	\$0.00	\$0.00	\$0.00	\$0.00	\$53,360.00	\$0.00	\$0.00	\$0.00	\$0.00	\$0.00	\$53,360.00	\$0.00
<b>400000 TRANSFERENCIAS, ASIGNACIONES</b>	<b>\$2,316,584.82</b>	<b>\$0.00</b>	<b>\$431,632.67</b>	<b>\$126,885.08</b>	<b>\$100,284.70</b>	<b>\$199,636.23</b>	<b>\$50,624.00</b>	<b>\$246,979.71</b>	<b>\$333,289.28</b>	<b>\$224,450.62</b>	<b>\$210,963.50</b>	<b>\$31,317.49</b>	<b>\$360,521.54</b>	<b>\$2,316,584.82</b>	<b>\$0.00</b>
<b>440000 Ayudas sociales</b>	<b>\$2,316,584.82</b>	<b>\$0.00</b>	<b>\$431,632.67</b>	<b>\$126,885.08</b>	<b>\$100,284.70</b>	<b>\$199,636.23</b>	<b>\$50,624.00</b>	<b>\$246,979.71</b>	<b>\$333,289.28</b>	<b>\$224,450.62</b>	<b>\$210,963.50</b>	<b>\$31,317.49</b>	<b>\$360,521.54</b>	<b>\$2,316,584.82</b>	<b>\$0.00</b>
441000 Ayudas sociales a personas	\$2,020,894.34	\$0.00	\$431,632.67	\$126,885.08	\$100,284.70	\$97,094.89	\$47,850.00	\$196,561.71	\$281,331.28	\$205,065.47	\$203,539.50	\$31,317.49	\$299,331.55	\$2,020,894.34	\$0.00
441001 Ayudas sociales a personas	\$2,020,894.34	\$0.00	\$431,632.67	\$126,885.08	\$100,284.70	\$97,094.89	\$47,850.00	\$196,561.71	\$281,331.28	\$205,065.47	\$203,539.50	\$31,317.49	\$299,331.55	\$2,020,894.34	\$0.00
443000 Ayudas sociales a instituciones de enseñanza	\$295,690.48	\$0.00	\$0.00	\$0.00	\$0.00	\$102,541.34	\$2,774.00	\$50,418.00	\$51,958.00	\$19,385.15	\$7,424.00	\$0.00	\$61,189.99	\$295,690.48	\$0.00
443001 Ayudas sociales a instituciones de enseñanza	\$295,690.48	\$0.00	\$0.00	\$0.00	\$0.00	\$102,541.34	\$2,774.00	\$50,418.00	\$51,958.00	\$19,385.15	\$7,424.00	\$0.00	\$61,189.99	\$295,690.48	\$0.00
<b>600000 INVERSION PUBLICA</b>	<b>\$513,000.00</b>	<b>\$0.00</b>	<b>\$0.00</b>	<b>\$0.00</b>	<b>\$0.00</b>	<b>\$0.00</b>	<b>\$0.00</b>	<b>\$0.00</b>	<b>\$0.00</b>	<b>\$0.00</b>	<b>\$0.00</b>	<b>\$294,410.09</b>	<b>\$0.00</b>	<b>\$294,410.09</b>	<b>\$218,589.91</b>
<b>620000 Obra pública en bienes propios</b>	<b>\$513,000.00</b>	<b>\$0.00</b>	<b>\$0.00</b>	<b>\$0.00</b>	<b>\$0.00</b>	<b>\$0.00</b>	<b>\$0.00</b>	<b>\$0.00</b>	<b>\$0.00</b>	<b>\$0.00</b>	<b>\$0.00</b>	<b>\$294,410.09</b>	<b>\$0.00</b>	<b>\$294,410.09</b>	<b>\$218,589.91</b>
622000 Edificación no habitacional	\$513,000.00	\$0.00	\$0.00	\$0.00	\$0.00	\$0.00	\$0.00	\$0.00	\$0.00	\$0.00	\$0.00	\$294,410.09	\$0.00	\$294,410.09	\$218,589.91
622001 Edificación no habitacional	\$513,000.00	\$0.00	\$0.00	\$0.00	\$0.00	\$0.00	\$0.00	\$0.00	\$0.00	\$0.00	\$0.00	\$294,410.09	\$0.00	\$294,410.09	\$218,589.91
<b>Fondo de Fomento Municipal 2023 (Re)</b>	<b>\$11,482,147.45</b>	<b>\$6,866.00</b>	<b>\$888,296.49</b>	<b>\$926,774.64</b>	<b>\$672,462.67</b>	<b>\$835,373.97</b>	<b>\$1,071,068.94</b>	<b>\$495,107.76</b>	<b>\$718,666.99</b>	<b>\$701,866.22</b>	<b>\$652,694.01</b>	<b>\$580,257.27</b>	<b>\$3,627,122.58</b>	<b>\$11,176,557.54</b>	<b>\$305,589.91</b>

### 701 Fondo de Fiscalización y Recaudación 2023

Objeto del Gasto	Presupuesto Vigente	Ene	Feb	Mar	Abr	May	Jun	Jul	Ago	Sep	Oct	Nov	Dic	Total	Diferencia (Vigente - Total)
<b>200000 MATERIALES Y SUMINISTROS</b>	<b>\$231,385.23</b>	<b>\$0.00</b>	<b>\$0.00</b>	<b>\$0.00</b>	<b>\$52,932.64</b>	<b>\$0.00</b>	<b>\$64,609.19</b>	<b>\$21,568.49</b>	<b>\$46,320.14</b>	<b>\$29,552.16</b>	<b>\$6,460.80</b>	<b>\$9,941.81</b>	<b>\$0.00</b>	<b>\$231,385.23</b>	<b>\$0.00</b>
210000 Materiales de administración, emisión de	\$89,606.20	\$0.00	\$0.00	\$0.00	\$52,932.64	\$0.00	\$0.00	\$0.00	\$0.00	\$29,552.16	\$0.00	\$7,121.40	\$0.00	\$89,606.20	\$0.00
211000 Materiales, útiles y equipos menores de oficina	\$52,932.64	\$0.00	\$0.00	\$0.00	\$52,932.64	\$0.00	\$0.00	\$0.00	\$0.00	\$0.00	\$0.00	\$0.00	\$0.00	\$52,932.64	\$0.00
211001 Material de Oficina	\$52,932.64	\$0.00	\$0.00	\$0.00	\$52,932.64	\$0.00	\$0.00	\$0.00	\$0.00	\$0.00	\$0.00	\$0.00	\$0.00	\$52,932.64	\$0.00
212000 Materiales y útiles de impresión y reproducción	\$36,673.56	\$0.00	\$0.00	\$0.00	\$0.00	\$0.00	\$0.00	\$0.00	\$0.00	\$29,552.16	\$0.00	\$7,221.40	\$0.00	\$36,673.56	\$0.00
212001 Materiales y Útiles de Impresión	\$36,673.56	\$0.00	\$0.00	\$0.00	\$0.00	\$0.00	\$0.00	\$0.00	\$0.00	\$29,552.16	\$0.00	\$7,221.40	\$0.00	\$36,673.56	\$0.00
<b>240000 Materiales y artículos de construcción y de</b>	<b>\$2,820.41</b>	<b>\$0.00</b>	<b>\$0.00</b>	<b>\$0.00</b>	<b>\$0.00</b>	<b>\$0.00</b>	<b>\$0.00</b>	<b>\$0.00</b>	<b>\$0.00</b>	<b>\$0.00</b>	<b>\$0.00</b>	<b>\$0.00</b>	<b>\$0.00</b>	<b>\$2,820.41</b>	<b>\$0.00</b>
246000 Material eléctrico y electrónico	\$2,820.41	\$0.00	\$0.00	\$0.00	\$0.00	\$0.00	\$0.00	\$0.00	\$0.00	\$0.00	\$0.00	\$0.00	\$0.00	\$2,820.41	\$0.00
246001 Material Eléctrico	\$2,820.41	\$0.00	\$0.00	\$0.00	\$0.00	\$0.00	\$0.00	\$0.00	\$0.00	\$0.00	\$0.00	\$0.00	\$0.00	\$2,820.41	\$0.00
<b>260000 Combustibles, lubricantes y aditivos</b>	<b>\$138,958.62</b>	<b>\$0.00</b>	<b>\$0.00</b>	<b>\$0.00</b>	<b>\$0.00</b>	<b>\$0.00</b>	<b>\$64,609.19</b>	<b>\$21,568.49</b>	<b>\$46,320.14</b>	<b>\$0.00</b>	<b>\$6,460.80</b>	<b>\$9,941.81</b>	<b>\$0.00</b>	<b>\$138,958.62</b>	<b>\$0.00</b>





Usr: supervisor  
Rep: rptAnalíticoPresupuestoEgresos\_FF

### Municipio de Chilcuautla HIDALGO

#### Análítico Mensual de Egresos Pagados por Fuente de Financiamiento al 31/dic./2023 (Cuentas con Movimientos) (Cifras en pesos y centavos)

Fecha y 23/abr./2024  
hora de Impresión 05:14 p. m.

Objeto del Gasto	Presupuesto Vigente	Ene	Feb	Mar	Abr	May	Jun	Jul	Ago	Sep	Oct	Nov	Dic	Total	Diferencia (Vigente - Total)
261000 Combustibles, lubricantes y aditivos	\$138,958.62	\$0.00	\$0.00	\$0.00	\$0.00	\$0.00	\$64,609.19	\$21,568.49	\$46,320.14	\$0.00	\$6,460.80	\$0.00	\$0.00	\$138,958.62	\$0.00
261001 Combustibles y Lubricantes vehiculos y eq	\$138,958.62	\$0.00	\$0.00	\$0.00	\$0.00	\$0.00	\$64,609.19	\$21,568.49	\$46,320.14	\$0.00	\$6,460.80	\$0.00	\$0.00	\$138,958.62	\$0.00
<b>300000 SERVICIOS GENERALES</b>	<b>\$726,797.67</b>	<b>\$0.00</b>	<b>\$0.00</b>	<b>\$185,600.00</b>	<b>\$167,785.20</b>	<b>\$53,492.24</b>	<b>\$40,600.00</b>	<b>\$0.00</b>	<b>\$0.00</b>	<b>\$0.00</b>	<b>\$0.00</b>	<b>\$27,000.00</b>	<b>\$252,320.23</b>	<b>\$726,797.67</b>	<b>\$0.00</b>
380000 Servicios oficiales	\$726,797.67	\$0.00	\$0.00	\$185,600.00	\$167,785.20	\$53,492.24	\$40,600.00	\$0.00	\$0.00	\$0.00	\$0.00	\$27,000.00	\$252,320.23	\$726,797.67	\$0.00
382000 Gastos de orden social y cultural	\$726,797.67	\$0.00	\$0.00	\$185,600.00	\$167,785.20	\$53,492.24	\$40,600.00	\$0.00	\$0.00	\$0.00	\$0.00	\$27,000.00	\$252,320.23	\$726,797.67	\$0.00
382001 Gastos de orden social	\$726,797.67	\$0.00	\$0.00	\$185,600.00	\$167,785.20	\$53,492.24	\$40,600.00	\$0.00	\$0.00	\$0.00	\$0.00	\$27,000.00	\$252,320.23	\$726,797.67	\$0.00
<b>400000 TRANSFERENCIAS, ASIGNACIONES</b>	<b>\$293,549.98</b>	<b>\$0.00</b>	<b>\$0.00</b>	<b>\$0.00</b>	<b>\$0.00</b>	<b>\$68,065.02</b>	<b>\$24,660.76</b>	<b>\$11,136.00</b>	<b>\$146,489.20</b>	<b>\$23,200.00</b>	<b>\$0.00</b>	<b>\$0.00</b>	<b>\$19,999.00</b>	<b>\$293,549.98</b>	<b>\$0.00</b>
440000 Ayudas sociales	\$293,549.98	\$0.00	\$0.00	\$0.00	\$0.00	\$68,065.02	\$24,660.76	\$11,136.00	\$146,489.20	\$23,200.00	\$0.00	\$0.00	\$19,999.00	\$293,549.98	\$0.00
441000 Ayudas sociales a personas	\$273,550.98	\$0.00	\$0.00	\$0.00	\$0.00	\$68,065.02	\$24,660.76	\$11,136.00	\$146,489.20	\$23,200.00	\$0.00	\$0.00	\$0.00	\$273,550.98	\$0.00
441001 Ayudas sociales a personas	\$273,550.98	\$0.00	\$0.00	\$0.00	\$0.00	\$68,065.02	\$24,660.76	\$11,136.00	\$146,489.20	\$23,200.00	\$0.00	\$0.00	\$0.00	\$273,550.98	\$0.00
443000 Ayudas sociales a instituciones de enseñan	\$19,999.00	\$0.00	\$0.00	\$0.00	\$0.00	\$0.00	\$0.00	\$0.00	\$0.00	\$0.00	\$0.00	\$0.00	\$19,999.00	\$19,999.00	\$0.00
443001 Ayudas sociales a instituciones de enseñan	\$19,999.00	\$0.00	\$0.00	\$0.00	\$0.00	\$0.00	\$0.00	\$0.00	\$0.00	\$0.00	\$0.00	\$0.00	\$19,999.00	\$19,999.00	\$0.00
<b>Fondo de Fiscalización y Recaudación</b>	<b>\$1,251,732.88</b>	<b>\$0.00</b>	<b>\$0.00</b>	<b>\$185,600.00</b>	<b>\$220,717.84</b>	<b>\$121,557.26</b>	<b>\$129,869.95</b>	<b>\$32,704.49</b>	<b>\$192,809.34</b>	<b>\$52,752.16</b>	<b>\$6,460.80</b>	<b>\$36,941.81</b>	<b>\$272,319.23</b>	<b>\$1,251,732.88</b>	<b>\$0.00</b>


#### 702 Fondo de Compensación 2023

300000 SERVICIOS GENERALES	\$357,051.20	\$0.00	\$0.00	\$0.00	\$0.00	\$0.00	\$0.00	\$0.00	\$0.00	\$0.00	\$0.00	\$158,227.20	\$198,824.00	\$357,051.20	\$0.00
380000 Servicios oficiales	\$357,051.20	\$0.00	\$0.00	\$0.00	\$0.00	\$0.00	\$0.00	\$0.00	\$0.00	\$0.00	\$0.00	\$158,227.20	\$198,824.00	\$357,051.20	\$0.00
382000 Gastos de orden social y cultural	\$357,051.20	\$0.00	\$0.00	\$0.00	\$0.00	\$0.00	\$0.00	\$0.00	\$0.00	\$0.00	\$0.00	\$158,227.20	\$198,824.00	\$357,051.20	\$0.00
382001 Gastos de orden social	\$357,051.20	\$0.00	\$0.00	\$0.00	\$0.00	\$0.00	\$0.00	\$0.00	\$0.00	\$0.00	\$0.00	\$158,227.20	\$198,824.00	\$357,051.20	\$0.00
<b>400000 TRANSFERENCIAS, ASIGNACIONES</b>	<b>\$15,153.50</b>	<b>\$0.00</b>	<b>\$0.00</b>	<b>\$0.00</b>	<b>\$0.00</b>	<b>\$0.00</b>	<b>\$0.00</b>	<b>\$0.00</b>	<b>\$0.00</b>	<b>\$0.00</b>	<b>\$0.00</b>	<b>\$0.00</b>	<b>\$15,153.50</b>	<b>\$15,153.50</b>	<b>\$0.00</b>
440000 Ayudas sociales	\$15,153.50	\$0.00	\$0.00	\$0.00	\$0.00	\$0.00	\$0.00	\$0.00	\$0.00	\$0.00	\$0.00	\$0.00	\$15,153.50	\$15,153.50	\$0.00
441000 Ayudas sociales a personas	\$15,153.50	\$0.00	\$0.00	\$0.00	\$0.00	\$0.00	\$0.00	\$0.00	\$0.00	\$0.00	\$0.00	\$0.00	\$15,153.50	\$15,153.50	\$0.00
441001 Ayudas sociales a personas	\$15,153.50	\$0.00	\$0.00	\$0.00	\$0.00	\$0.00	\$0.00	\$0.00	\$0.00	\$0.00	\$0.00	\$0.00	\$15,153.50	\$15,153.50	\$0.00
<b>600000 INVERSION PUBLICA</b>	<b>\$360,000.00</b>	<b>\$0.00</b>	<b>\$0.00</b>	<b>\$0.00</b>	<b>\$0.00</b>	<b>\$0.00</b>	<b>\$0.00</b>	<b>\$0.00</b>	<b>\$0.00</b>	<b>\$0.00</b>	<b>\$0.00</b>	<b>\$0.00</b>	<b>\$0.00</b>	<b>\$0.00</b>	<b>\$360,000.00</b>
620000 Obra pública en bienes propios	\$360,000.00	\$0.00	\$0.00	\$0.00	\$0.00	\$0.00	\$0.00	\$0.00	\$0.00	\$0.00	\$0.00	\$0.00	\$0.00	\$0.00	\$360,000.00
622000 Edificación no habitacional	\$360,000.00	\$0.00	\$0.00	\$0.00	\$0.00	\$0.00	\$0.00	\$0.00	\$0.00	\$0.00	\$0.00	\$0.00	\$0.00	\$0.00	\$360,000.00
622001 Edificación no habitacional	\$360,000.00	\$0.00	\$0.00	\$0.00	\$0.00	\$0.00	\$0.00	\$0.00	\$0.00	\$0.00	\$0.00	\$0.00	\$0.00	\$0.00	\$360,000.00
<b>Fondo de Compensación 2023</b>	<b>\$732,204.70</b>	<b>\$0.00</b>	<b>\$0.00</b>	<b>\$0.00</b>	<b>\$0.00</b>	<b>\$0.00</b>	<b>\$0.00</b>	<b>\$0.00</b>	<b>\$0.00</b>	<b>\$0.00</b>	<b>\$0.00</b>	<b>\$158,227.20</b>	<b>\$213,977.50</b>	<b>\$732,204.70</b>	<b>\$360,000.00</b>

#### 703 Fondo de Compensación ISAN 2023

200000 MATERIALES Y SUMINISTROS	\$43,628.00	\$0.00	\$0.00	\$6,180.91	\$0.00	\$0.00	\$11,895.97	\$0.00	\$0.00	\$0.00	\$0.00	\$10,952.87	\$14,598.25	\$43,628.00	\$0.00
260000 Combustibles, lubricantes y aditivos	\$43,628.00	\$0.00	\$0.00	\$6,180.91	\$0.00	\$0.00	\$11,895.97	\$0.00	\$0.00	\$0.00	\$0.00	\$10,952.87	\$14,598.25	\$43,628.00	\$0.00
261000 Combustibles, lubricantes y aditivos	\$43,628.00	\$0.00	\$0.00	\$6,180.91	\$0.00	\$0.00	\$11,895.97	\$0.00	\$0.00	\$0.00	\$0.00	\$10,952.87	\$14,598.25	\$43,628.00	\$0.00
261001 Combustibles y Lubricantes vehiculos y eq	\$43,628.00	\$0.00	\$0.00	\$6,180.91	\$0.00	\$0.00	\$11,895.97	\$0.00	\$0.00	\$0.00	\$0.00	\$10,952.87	\$14,598.25	\$43,628.00	\$0.00
<b>Fondo de Compensación ISAN 2023</b>	<b>\$43,628.00</b>	<b>\$0.00</b>	<b>\$0.00</b>	<b>\$6,180.91</b>	<b>\$0.00</b>	<b>\$0.00</b>	<b>\$11,895.97</b>	<b>\$0.00</b>	<b>\$0.00</b>	<b>\$0.00</b>	<b>\$0.00</b>	<b>\$10,952.87</b>	<b>\$14,598.25</b>	<b>\$43,628.00</b>	<b>\$0.00</b>

#### 704 Impuestos Sobre Automoviles Nuevos 2023 (libre disposición)






Usr: supervisor  
Rep: rptAnaliticoPresupuestoEgresos\_FF

**Municipio de Chilcuautla  
HIDALGO**

**Analítico Mensual de Egresos Pagados por Fuente de Financiamiento al 31/dic./2023  
(Cuentas con Movimientos)  
(Cifras en pesos y centavos)**

Fecha y 23/abr./2024  
hora de Impresión 05:14 p. m.

Objeto del Gasto	Presupuesto Vigente	Ene	Feb	Mar	Abr	May	Jun	Jul	Ago	Sep	Oct	Nov	Dic	Total	Diferencia (Vigente - Total)
<b>400000 TRANSFERENCIAS, ASIGNACIONES</b>	<b>\$356,408.83</b>	<b>\$0.00</b>	<b>\$0.00</b>	<b>\$0.00</b>	<b>\$40,577.47</b>	<b>\$70,609.15</b>	<b>\$11,350.00</b>	<b>\$44,042.20</b>	<b>\$48,009.66</b>	<b>\$36,635.90</b>	<b>\$4,627.00</b>	<b>\$46,340.38</b>	<b>\$54,217.07</b>	<b>\$356,408.83</b>	<b>\$0.00</b>
440000 Ayudas sociales	\$356,408.83	\$0.00	\$0.00	\$0.00	\$40,577.47	\$70,609.15	\$11,350.00	\$44,042.20	\$48,009.66	\$36,635.90	\$4,627.00	\$46,340.38	\$54,217.07	\$356,408.83	\$0.00
441000 Ayudas sociales a personas	\$316,315.75	\$0.00	\$0.00	\$0.00	\$40,577.47	\$70,609.15	\$11,350.00	\$44,042.20	\$48,009.66	\$36,635.90	\$4,627.00	\$46,340.38	\$14,123.99	\$316,315.75	\$0.00
441001 Ayudas sociales a personas	\$316,315.75	\$0.00	\$0.00	\$0.00	\$40,577.47	\$70,609.15	\$11,350.00	\$44,042.20	\$48,009.66	\$36,635.90	\$4,627.00	\$46,340.38	\$14,123.99	\$316,315.75	\$0.00
443000 Ayudas sociales a instituciones de enseñan	\$40,093.08	\$0.00	\$0.00	\$0.00	\$0.00	\$0.00	\$0.00	\$0.00	\$0.00	\$0.00	\$0.00	\$0.00	\$40,093.08	\$40,093.08	\$0.00
443001 Ayudas sociales a instituciones de enseñan	\$40,093.08	\$0.00	\$0.00	\$0.00	\$0.00	\$0.00	\$0.00	\$0.00	\$0.00	\$0.00	\$0.00	\$0.00	\$40,093.08	\$40,093.08	\$0.00
<b>Impuestos Sobre Automoviles Nuevos</b>	<b>\$356,408.83</b>	<b>\$0.00</b>	<b>\$0.00</b>	<b>\$0.00</b>	<b>\$40,577.47</b>	<b>\$70,609.15</b>	<b>\$11,350.00</b>	<b>\$44,042.20</b>	<b>\$48,009.66</b>	<b>\$36,635.90</b>	<b>\$4,627.00</b>	<b>\$46,340.38</b>	<b>\$54,217.07</b>	<b>\$356,408.83</b>	<b>\$0.00</b>
<b>705 Impuesto Especial Sobre Producción y Servicios (Tabaco Labrado y Refrescos) 2023</b>															
<b>400000 TRANSFERENCIAS, ASIGNACIONES</b>	<b>\$524,310.66</b>	<b>\$0.00</b>	<b>\$0.00</b>	<b>\$32,791.33</b>	<b>\$40,616.99</b>	<b>\$26,448.14</b>	<b>\$126,996.73</b>	<b>\$49,897.39</b>	<b>\$23,200.00</b>	<b>\$0.00</b>	<b>\$13,733.24</b>	<b>\$129,324.92</b>	<b>\$81,301.92</b>	<b>\$524,310.66</b>	<b>\$0.00</b>
440000 Ayudas sociales	\$524,310.66	\$0.00	\$0.00	\$32,791.33	\$40,616.99	\$26,448.14	\$126,996.73	\$49,897.39	\$23,200.00	\$0.00	\$13,733.24	\$129,324.92	\$81,301.92	\$524,310.66	\$0.00
441000 Ayudas sociales a personas	\$507,274.90	\$0.00	\$0.00	\$32,791.33	\$40,616.99	\$26,448.14	\$126,996.73	\$49,897.39	\$23,200.00	\$0.00	\$13,733.24	\$129,324.92	\$64,266.16	\$507,274.90	\$0.00
441001 Ayudas sociales a personas	\$507,274.90	\$0.00	\$0.00	\$32,791.33	\$40,616.99	\$26,448.14	\$126,996.73	\$49,897.39	\$23,200.00	\$0.00	\$13,733.24	\$129,324.92	\$64,266.16	\$507,274.90	\$0.00
443000 Ayudas sociales a instituciones de enseñan	\$17,035.76	\$0.00	\$0.00	\$0.00	\$0.00	\$0.00	\$0.00	\$0.00	\$0.00	\$0.00	\$0.00	\$0.00	\$17,035.76	\$17,035.76	\$0.00
443001 Ayudas sociales a instituciones de enseñan	\$17,035.76	\$0.00	\$0.00	\$0.00	\$0.00	\$0.00	\$0.00	\$0.00	\$0.00	\$0.00	\$0.00	\$0.00	\$17,035.76	\$17,035.76	\$0.00
<b>Impuesto Especial Sobre Producción y</b>	<b>\$524,310.66</b>	<b>\$0.00</b>	<b>\$0.00</b>	<b>\$32,791.33</b>	<b>\$40,616.99</b>	<b>\$26,448.14</b>	<b>\$126,996.73</b>	<b>\$49,897.39</b>	<b>\$23,200.00</b>	<b>\$0.00</b>	<b>\$13,733.24</b>	<b>\$129,324.92</b>	<b>\$81,301.92</b>	<b>\$524,310.66</b>	<b>\$0.00</b>
<b>706 Incentivo del Impuesto Especial Sobre Producción y Servicios (Gasolina y Diésel) 2023</b>															
<b>200000 MATERIALES Y SUMINISTROS</b>	<b>\$499,680.20</b>	<b>\$18,793.05</b>	<b>\$54,996.87</b>	<b>\$40,884.37</b>	<b>\$36,920.78</b>	<b>\$51,887.72</b>	<b>\$11,139.76</b>	<b>\$86,711.02</b>	<b>\$0.00</b>	<b>\$55,891.63</b>	<b>\$0.00</b>	<b>\$85,836.41</b>	<b>\$56,618.59</b>	<b>\$499,680.20</b>	<b>\$0.00</b>
260000 Combustibles, lubricantes y aditivos	\$499,680.20	\$18,793.05	\$54,996.87	\$40,884.37	\$36,920.78	\$51,887.72	\$11,139.76	\$86,711.02	\$0.00	\$55,891.63	\$0.00	\$85,836.41	\$56,618.59	\$499,680.20	\$0.00
261000 Combustibles, lubricantes y aditivos	\$499,680.20	\$18,793.05	\$54,996.87	\$40,884.37	\$36,920.78	\$51,887.72	\$11,139.76	\$86,711.02	\$0.00	\$55,891.63	\$0.00	\$85,836.41	\$56,618.59	\$499,680.20	\$0.00
261001 Combustibles y Lubricantes vehiculos y eq.	\$499,680.20	\$18,793.05	\$54,996.87	\$40,884.37	\$36,920.78	\$51,887.72	\$11,139.76	\$86,711.02	\$0.00	\$55,891.63	\$0.00	\$85,836.41	\$56,618.59	\$499,680.20	\$0.00
<b>400000 TRANSFERENCIAS, ASIGNACIONES</b>	<b>\$117,995.66</b>	<b>\$7,292.80</b>	<b>\$0.00</b>	<b>\$15,504.99</b>	<b>\$11,340.00</b>	<b>\$11,859.30</b>	<b>\$0.00</b>	<b>\$0.00</b>	<b>\$24,509.80</b>	<b>\$33,203.74</b>	<b>\$14,285.03</b>	<b>\$0.00</b>	<b>\$0.00</b>	<b>\$117,995.66</b>	<b>\$0.00</b>
440000 Ayudas sociales	\$117,995.66	\$7,292.80	\$0.00	\$15,504.99	\$11,340.00	\$11,859.30	\$0.00	\$0.00	\$24,509.80	\$33,203.74	\$14,285.03	\$0.00	\$0.00	\$117,995.66	\$0.00
441000 Ayudas sociales a personas	\$117,995.66	\$7,292.80	\$0.00	\$15,504.99	\$11,340.00	\$11,859.30	\$0.00	\$0.00	\$24,509.80	\$33,203.74	\$14,285.03	\$0.00	\$0.00	\$117,995.66	\$0.00
441001 Ayudas sociales a personas	\$117,995.66	\$7,292.80	\$0.00	\$15,504.99	\$11,340.00	\$11,859.30	\$0.00	\$0.00	\$24,509.80	\$33,203.74	\$14,285.03	\$0.00	\$0.00	\$117,995.66	\$0.00
<b>Incentivo del Impuesto Especial Sobre</b>	<b>\$617,675.86</b>	<b>\$26,085.85</b>	<b>\$54,996.87</b>	<b>\$56,389.36</b>	<b>\$48,260.78</b>	<b>\$63,747.02</b>	<b>\$11,139.76</b>	<b>\$86,711.02</b>	<b>\$24,509.80</b>	<b>\$89,095.37</b>	<b>\$14,285.03</b>	<b>\$85,836.41</b>	<b>\$56,618.59</b>	<b>\$617,675.86</b>	<b>\$0.00</b>
<b>707 Fondo de Participación por la Recaudación Obtenida de ISR enterado a la Federación 2023</b>															
<b>100000 SERVICIOS PERSONALES</b>	<b>\$542,025.00</b>	<b>\$0.00</b>	<b>\$0.00</b>	<b>\$0.00</b>	<b>\$0.00</b>	<b>\$0.00</b>	<b>\$0.00</b>	<b>\$0.00</b>	<b>\$0.00</b>	<b>\$0.00</b>	<b>\$0.00</b>	<b>\$0.00</b>	<b>\$542,025.00</b>	<b>\$542,025.00</b>	<b>\$0.00</b>
110000 Remuneraciones al personal de carácter p	\$157,625.00	\$0.00	\$0.00	\$0.00	\$0.00	\$0.00	\$0.00	\$0.00	\$0.00	\$0.00	\$0.00	\$0.00	\$157,625.00	\$157,625.00	\$0.00
111000 Dietas	\$157,625.00	\$0.00	\$0.00	\$0.00	\$0.00	\$0.00	\$0.00	\$0.00	\$0.00	\$0.00	\$0.00	\$0.00	\$157,625.00	\$157,625.00	\$0.00
111001 Dietas	\$157,625.00	\$0.00	\$0.00	\$0.00	\$0.00	\$0.00	\$0.00	\$0.00	\$0.00	\$0.00	\$0.00	\$0.00	\$157,625.00	\$157,625.00	\$0.00
<b>170000 Pago de estímulos a servidores públicos</b>	<b>\$384,400.00</b>	<b>\$0.00</b>	<b>\$0.00</b>	<b>\$0.00</b>	<b>\$0.00</b>	<b>\$0.00</b>	<b>\$0.00</b>	<b>\$0.00</b>	<b>\$0.00</b>	<b>\$0.00</b>	<b>\$0.00</b>	<b>\$0.00</b>	<b>\$384,400.00</b>	<b>\$384,400.00</b>	<b>\$0.00</b>
171000 Estímulos	\$384,400.00	\$0.00	\$0.00	\$0.00	\$0.00	\$0.00	\$0.00	\$0.00	\$0.00	\$0.00	\$0.00	\$0.00	\$384,400.00	\$384,400.00	\$0.00
171001 Estímulos	\$384,400.00	\$0.00	\$0.00	\$0.00	\$0.00	\$0.00	\$0.00	\$0.00	\$0.00	\$0.00	\$0.00	\$0.00	\$384,400.00	\$384,400.00	\$0.00
<b>200000 MATERIALES Y SUMINISTROS</b>	<b>\$553,506.72</b>	<b>\$0.00</b>	<b>\$0.00</b>	<b>\$0.00</b>	<b>\$0.00</b>	<b>\$0.00</b>	<b>\$0.00</b>	<b>\$85,138.01</b>	<b>\$132,342.06</b>	<b>\$275,901.53</b>	<b>\$60,125.72</b>	<b>\$0.00</b>	<b>\$0.00</b>	<b>\$553,506.72</b>	<b>\$0.00</b>





Municipio de Chilcuautla  
HIDALGO

Analítico Mensual de Egresos Pagados por Fuente de Financiamiento al 31/dic./2023  
(Cuentas con Movimientos)  
(Cifras en pesos y centavos)

Fecha y hora de Impresión | 23/abr./2024  
05:14 p. m.

Utr: supervisor  
Rep: rptAnalíticoPresupuestoEgresos\_FF

Objeto del Gasto	Presupuesto Vigente	Ene	Feb	Mar	Abr	May	Jun	Jul	Ago	Sep	Oct	Nov	Dic	Total	Diferencia (Vigente - Total)
230000 Materias primas y materiales de producc	\$553,506.72	\$0.00	\$0.00	\$0.00	\$0.00	\$0.00	\$0.00	\$85,138.01	\$132,342.06	\$275,901.53	\$60,125.12	\$0.00	\$0.00	\$553,506.72	\$0.00
239000 Otros productos adquiridos como materia pi	\$553,506.72	\$0.00	\$0.00	\$0.00	\$0.00	\$0.00	\$0.00	\$85,138.01	\$132,342.06	\$275,901.53	\$60,125.12	\$0.00	\$0.00	\$553,506.72	\$0.00
239001 Otros productos adquiridos como materia pi	\$553,506.72	\$0.00	\$0.00	\$0.00	\$0.00	\$0.00	\$0.00	\$85,138.01	\$132,342.06	\$275,901.53	\$60,125.12	\$0.00	\$0.00	\$553,506.72	\$0.00
<b>300000 SERVICIOS GENERALES</b>	<b>\$449,639.83</b>	<b>\$0.00</b>	<b>\$0.00</b>	<b>\$0.00</b>	<b>\$43,410.00</b>	<b>\$58,000.00</b>	<b>\$339,861.44</b>	<b>\$0.00</b>	<b>\$0.00</b>	<b>\$0.00</b>	<b>\$0.00</b>	<b>\$0.00</b>	<b>\$8,368.39</b>	<b>\$449,639.83</b>	<b>\$0.00</b>
380000 Servicios oficiales	\$449,639.83	\$0.00	\$0.00	\$0.00	\$43,410.00	\$58,000.00	\$339,861.44	\$0.00	\$0.00	\$0.00	\$0.00	\$0.00	\$8,368.39	\$449,639.83	\$0.00
382000 Gastos de orden social y cultural	\$449,639.83	\$0.00	\$0.00	\$0.00	\$43,410.00	\$58,000.00	\$339,861.44	\$0.00	\$0.00	\$0.00	\$0.00	\$0.00	\$8,368.39	\$449,639.83	\$0.00
382001 Gastos de orden social	\$449,639.83	\$0.00	\$0.00	\$0.00	\$43,410.00	\$58,000.00	\$339,861.44	\$0.00	\$0.00	\$0.00	\$0.00	\$0.00	\$8,368.39	\$449,639.83	\$0.00
<b>400000 TRANSFERENCIAS, ASIGNACIONES</b>	<b>\$433,352.55</b>	<b>\$0.00</b>	<b>\$0.00</b>	<b>\$0.00</b>	<b>\$242,890.99</b>	<b>\$0.00</b>	<b>\$0.00</b>	<b>\$0.00</b>	<b>\$0.00</b>	<b>\$0.00</b>	<b>\$0.00</b>	<b>\$0.00</b>	<b>\$190,461.56</b>	<b>\$433,352.55</b>	<b>\$0.00</b>
440000 Ayudas sociales	\$433,352.55	\$0.00	\$0.00	\$0.00	\$242,890.99	\$0.00	\$0.00	\$0.00	\$0.00	\$0.00	\$0.00	\$0.00	\$190,461.56	\$433,352.55	\$0.00
443000 Ayudas sociales a instituciones de enseñan	\$190,461.56	\$0.00	\$0.00	\$0.00	\$0.00	\$0.00	\$0.00	\$0.00	\$0.00	\$0.00	\$0.00	\$0.00	\$190,461.56	\$190,461.56	\$0.00
443001 Ayudas sociales a instituciones de enseñan	\$190,461.56	\$0.00	\$0.00	\$0.00	\$0.00	\$0.00	\$0.00	\$0.00	\$0.00	\$0.00	\$0.00	\$0.00	\$190,461.56	\$190,461.56	\$0.00
448000 Ayudas por desastres naturales y otros sini	\$242,890.99	\$0.00	\$0.00	\$0.00	\$242,890.99	\$0.00	\$0.00	\$0.00	\$0.00	\$0.00	\$0.00	\$0.00	\$0.00	\$242,890.99	\$0.00
448001 Ayudas por desastres naturales y otros sini	\$242,890.99	\$0.00	\$0.00	\$0.00	\$242,890.99	\$0.00	\$0.00	\$0.00	\$0.00	\$0.00	\$0.00	\$0.00	\$0.00	\$242,890.99	\$0.00
<b>500000 BIENES MUEBLES, INMUEBLES E IN</b>	<b>\$364,900.01</b>	<b>\$0.00</b>	<b>\$0.00</b>	<b>\$0.00</b>	<b>\$0.00</b>	<b>\$0.00</b>	<b>\$0.00</b>	<b>\$0.00</b>	<b>\$364,900.01</b>	<b>\$0.00</b>	<b>\$0.00</b>	<b>\$0.00</b>	<b>\$0.00</b>	<b>\$364,900.01</b>	<b>\$0.00</b>
540000 Vehículos y equipo de transporte	\$364,900.01	\$0.00	\$0.00	\$0.00	\$0.00	\$0.00	\$0.00	\$0.00	\$364,900.01	\$0.00	\$0.00	\$0.00	\$0.00	\$364,900.01	\$0.00
541000 Vehículos y equipo terrestre	\$364,900.01	\$0.00	\$0.00	\$0.00	\$0.00	\$0.00	\$0.00	\$0.00	\$364,900.01	\$0.00	\$0.00	\$0.00	\$0.00	\$364,900.01	\$0.00
541001 Vehículos y Equipo Terrestre	\$364,900.01	\$0.00	\$0.00	\$0.00	\$0.00	\$0.00	\$0.00	\$0.00	\$364,900.01	\$0.00	\$0.00	\$0.00	\$0.00	\$364,900.01	\$0.00
<b>Fondo de Participación por la Recaud</b>	<b>\$2,343,424.11</b>	<b>\$0.00</b>	<b>\$0.00</b>	<b>\$0.00</b>	<b>\$286,300.99</b>	<b>\$58,000.00</b>	<b>\$339,861.44</b>	<b>\$85,138.01</b>	<b>\$497,242.07</b>	<b>\$275,901.53</b>	<b>\$60,125.12</b>	<b>\$0.00</b>	<b>\$740,854.95</b>	<b>\$2,343,424.11</b>	<b>\$0.00</b>

**708 Fondo de Aportaciones para la Infraestructura Social Municipal 2023**

Objeto del Gasto	Presupuesto Vigente	Ene	Feb	Mar	Abr	May	Jun	Jul	Ago	Sep	Oct	Nov	Dic	Total	Diferencia (Vigente - Total)
<b>600000 INVERSION PUBLICA</b>	<b>\$23,435,504.00</b>	<b>\$0.00</b>	<b>\$0.00</b>	<b>\$0.00</b>	<b>\$2,820,000.00</b>	<b>\$0.00</b>	<b>\$0.00</b>	<b>\$1,340,991.72</b>	<b>\$1,345,285.31</b>	<b>\$3,365,029.15</b>	<b>\$1,671,308.95</b>	<b>\$1,403,672.72</b>	<b>\$2,589,177.39</b>	<b>\$14,635,465.24</b>	<b>\$8,800,038.76</b>
610000 Obra pública en bienes de dominio públic	\$19,115,818.69	\$0.00	\$0.00	\$0.00	\$2,820,000.00	\$0.00	\$0.00	\$1,340,991.72	\$1,345,285.31	\$3,365,029.15	\$1,403,579.44	\$1,045,884.94	\$1,889,048.13	\$13,209,818.69	\$5,906,000.00
612000 Edificación no habitacional	\$497,000.00	\$0.00	\$0.00	\$0.00	\$0.00	\$0.00	\$0.00	\$0.00	\$0.00	\$310,518.87	\$186,481.13	\$0.00	\$0.00	\$497,000.00	\$0.00
612001 Edificación no habitacional	\$497,000.00	\$0.00	\$0.00	\$0.00	\$0.00	\$0.00	\$0.00	\$0.00	\$0.00	\$310,518.87	\$186,481.13	\$0.00	\$0.00	\$497,000.00	\$0.00
613000 Construcción de obras para el abastecimier	\$1,775,923.26	\$0.00	\$0.00	\$0.00	\$1,830,000.00	\$0.00	\$0.00	\$0.00	\$0.00	\$0.00	\$0.00	\$0.00	\$0.00	\$1,775,923.26	\$0.00
613001 Construcción de obras para el abastecimier	\$1,775,923.26	\$0.00	\$0.00	\$0.00	\$1,830,000.00	\$0.00	\$0.00	\$0.00	\$0.00	\$0.00	\$0.00	\$0.00	\$0.00	\$1,775,923.26	\$0.00
614000 División de terrenos y construcción de obra:	\$7,077,895.43	\$0.00	\$0.00	\$0.00	\$990,000.00	\$0.00	\$0.00	\$400,502.62	\$260,804.38	\$1,679,413.67	\$541,341.70	\$29,100.88	\$401,732.18	\$4,302,895.43	\$2,775,000.00
614001 División de terrenos y construcción de obra:	\$7,077,895.43	\$0.00	\$0.00	\$0.00	\$990,000.00	\$0.00	\$0.00	\$400,502.62	\$260,804.38	\$1,679,413.67	\$541,341.70	\$29,100.88	\$401,732.18	\$4,302,895.43	\$2,775,000.00
615000 Construcción de vías de comunicación	\$9,765,000.00	\$0.00	\$0.00	\$0.00	\$0.00	\$0.00	\$0.00	\$940,489.10	\$1,084,480.93	\$1,375,096.61	\$729,833.35	\$1,016,784.06	\$1,487,315.95	\$6,634,000.00	\$3,131,000.00
615001 Construcción de vías de comunicación	\$9,765,000.00	\$0.00	\$0.00	\$0.00	\$0.00	\$0.00	\$0.00	\$940,489.10	\$1,084,480.93	\$1,375,096.61	\$729,833.35	\$1,016,784.06	\$1,487,315.95	\$6,634,000.00	\$3,131,000.00
<b>620000 Obra pública en bienes propios</b>	<b>\$4,319,685.31</b>	<b>\$0.00</b>	<b>\$0.00</b>	<b>\$0.00</b>	<b>\$0.00</b>	<b>\$0.00</b>	<b>\$0.00</b>	<b>\$0.00</b>	<b>\$0.00</b>	<b>\$0.00</b>	<b>\$0.00</b>	<b>\$0.00</b>	<b>\$0.00</b>	<b>\$267,729.51</b>	<b>\$2,894,038.76</b>
622000 Edificación no habitacional	\$729,000.00	\$0.00	\$0.00	\$0.00	\$0.00	\$0.00	\$0.00	\$0.00	\$0.00	\$0.00	\$0.00	\$0.00	\$0.00	\$729,000.00	\$0.00
622001 Edificación no habitacional	\$729,000.00	\$0.00	\$0.00	\$0.00	\$0.00	\$0.00	\$0.00	\$0.00	\$0.00	\$0.00	\$0.00	\$0.00	\$0.00	\$729,000.00	\$0.00
623000 Construcción de obras para el abastecimier	\$3,590,685.31	\$0.00	\$0.00	\$0.00	\$0.00	\$0.00	\$0.00	\$0.00	\$0.00	\$0.00	\$0.00	\$0.00	\$0.00	\$3,590,685.31	\$0.00
623001 Construcción de obras para el abastecimier	\$3,590,685.31	\$0.00	\$0.00	\$0.00	\$0.00	\$0.00	\$0.00	\$0.00	\$0.00	\$0.00	\$0.00	\$0.00	\$0.00	\$3,590,685.31	\$0.00
<b>Fondo de Aportaciones para la Infraes</b>	<b>\$23,435,504.00</b>	<b>\$0.00</b>	<b>\$0.00</b>	<b>\$0.00</b>	<b>\$2,820,000.00</b>	<b>\$0.00</b>	<b>\$0.00</b>	<b>\$1,340,991.72</b>	<b>\$1,345,285.31</b>	<b>\$3,365,029.15</b>	<b>\$1,671,308.95</b>	<b>\$1,403,672.72</b>	<b>\$2,589,177.39</b>	<b>\$14,635,465.24</b>	<b>\$8,800,038.76</b>

**709 Fondo de Aportaciones para el Fortalecimiento de los Municipios y las Demarcaciones Territoriales del Dis**





Usr: supervisor  
Rep: rptAnalíticoPresupuestoEgresos\_FF

### Municipio de Chicauautla HIDALGO


#### Analítico Mensual de Egresos Pagados por Fuente de Financiamiento al 31/dic./2023

(Cuentas con Movimientos)

(Cifras en pesos y centavos)

Fecha y hora de Impresión | 23/abr./2024  
05:14 p. m.

Objeto del Gasto	Presupuesto Vigente	Ene	Feb	Mar	Abr	May	Jun	Jul	Ago	Sep	Oct	Nov	Dic	Total	Diferencia (Vigente - Total)
<b>100000 SERVICIOS PERSONALES</b>	<b>\$4,677,833.00</b>	<b>\$158,641.00</b>	<b>\$412,560.00</b>	<b>\$337,694.00</b>	<b>\$362,652.00</b>	<b>\$368,112.00</b>	<b>\$336,814.00</b>	<b>\$341,950.00</b>	<b>\$360,811.00</b>	<b>\$348,975.00</b>	<b>\$342,059.00</b>	<b>\$369,162.00</b>	<b>\$938,403.00</b>	<b>\$4,677,833.00</b>	<b>\$0.00</b>
110000 Remuneraciones al personal de carácter f	\$3,179,647.00	\$121,926.00	\$341,277.00	\$264,483.00	\$278,484.00	\$278,484.00	\$248,413.00	\$256,290.00	\$258,809.00	\$275,674.00	\$267,414.00	\$291,107.00	\$297,286.00	\$3,179,647.00	\$0.00
113000 Sueldos base al personal permanente	\$3,179,647.00	\$121,926.00	\$341,277.00	\$264,483.00	\$278,484.00	\$278,484.00	\$248,413.00	\$256,290.00	\$258,809.00	\$275,674.00	\$267,414.00	\$291,107.00	\$297,286.00	\$3,179,647.00	\$0.00
113001 Sueldos	\$3,179,647.00	\$121,926.00	\$341,277.00	\$264,483.00	\$278,484.00	\$278,484.00	\$248,413.00	\$256,290.00	\$258,809.00	\$275,674.00	\$267,414.00	\$291,107.00	\$297,286.00	\$3,179,647.00	\$0.00
130000 Remuneraciones adicionales y especiales	\$1,400,550.00	\$36,715.00	\$71,283.00	\$73,211.00	\$84,168.00	\$89,628.00	\$88,401.00	\$85,660.00	\$102,002.00	\$73,301.00	\$74,645.00	\$78,055.00	\$543,481.00	\$1,400,550.00	\$0.00
132000 Primas de vacaciones, dominical y gratifica	\$493,606.00	\$0.00	\$0.00	\$0.00	\$4,187.00	\$0.00	\$12,812.00	\$10,843.00	\$0.00	\$0.00	\$0.00	\$0.00	\$465,764.00	\$493,606.00	\$0.00
132002 Gratificación Anual	\$493,606.00	\$0.00	\$0.00	\$0.00	\$4,187.00	\$0.00	\$12,812.00	\$10,843.00	\$0.00	\$0.00	\$0.00	\$0.00	\$465,764.00	\$493,606.00	\$0.00
134000 Compensaciones	\$906,944.00	\$36,715.00	\$71,283.00	\$73,211.00	\$79,981.00	\$89,628.00	\$75,589.00	\$74,817.00	\$102,002.00	\$73,301.00	\$74,645.00	\$78,055.00	\$77,717.00	\$906,944.00	\$0.00
134001 Compensaciones	\$906,944.00	\$36,715.00	\$71,283.00	\$73,211.00	\$79,981.00	\$89,628.00	\$75,589.00	\$74,817.00	\$102,002.00	\$73,301.00	\$74,645.00	\$78,055.00	\$77,717.00	\$906,944.00	\$0.00
170000 Pago de estímulos a servidores públicos	\$170,636.00	\$0.00	\$0.00	\$0.00	\$0.00	\$0.00	\$0.00	\$0.00	\$0.00	\$0.00	\$0.00	\$0.00	\$97,636.00	\$170,636.00	\$0.00
171000 Estímulos	\$97,636.00	\$0.00	\$0.00	\$0.00	\$0.00	\$0.00	\$0.00	\$0.00	\$0.00	\$0.00	\$0.00	\$0.00	\$97,636.00	\$97,636.00	\$0.00
171001 Estímulos	\$97,636.00	\$0.00	\$0.00	\$0.00	\$0.00	\$0.00	\$0.00	\$0.00	\$0.00	\$0.00	\$0.00	\$0.00	\$97,636.00	\$97,636.00	\$0.00
<b>200000 MATERIALES Y SUMINISTROS</b>	<b>\$2,908,330.66</b>	<b>\$78,652.46</b>	<b>\$119,619.93</b>	<b>\$164,719.62</b>	<b>\$129,227.54</b>	<b>\$158,696.48</b>	<b>\$76,663.46</b>	<b>\$379,386.68</b>	<b>\$174,710.75</b>	<b>\$164,201.01</b>	<b>\$622,490.88</b>	<b>\$118,976.46</b>	<b>\$720,985.39</b>	<b>\$2,908,330.66</b>	<b>\$0.00</b>
210000 Materiales de administración, emisión de	\$17,948.61	\$0.00	\$0.00	\$0.00	\$0.00	\$0.00	\$0.00	\$0.00	\$11,020.00	\$577.68	\$0.00	\$6,350.93	\$0.00	\$17,948.61	\$0.00
211000 Materiales, útiles y equipos menores de ofic	\$5,803.13	\$0.00	\$0.00	\$0.00	\$0.00	\$0.00	\$0.00	\$0.00	\$0.00	\$0.00	\$0.00	\$5,803.13	\$0.00	\$5,803.13	\$0.00
211001 Material de Oficina	\$5,803.13	\$0.00	\$0.00	\$0.00	\$0.00	\$0.00	\$0.00	\$0.00	\$0.00	\$0.00	\$0.00	\$5,803.13	\$0.00	\$5,803.13	\$0.00
212000 Materiales y útiles de impresión y reproduc	\$1,125.48	\$0.00	\$0.00	\$0.00	\$0.00	\$0.00	\$0.00	\$0.00	\$0.00	\$577.68	\$0.00	\$547.80	\$0.00	\$1,125.48	\$0.00
212001 Materiales y Útiles de Impresión	\$1,125.48	\$0.00	\$0.00	\$0.00	\$0.00	\$0.00	\$0.00	\$0.00	\$0.00	\$577.68	\$0.00	\$547.80	\$0.00	\$1,125.48	\$0.00
218000 Materiales para el registro e identificación d	\$11,020.00	\$0.00	\$0.00	\$0.00	\$0.00	\$0.00	\$0.00	\$0.00	\$11,020.00	\$0.00	\$0.00	\$0.00	\$0.00	\$11,020.00	\$0.00
218002 Identificadores e Iconos de señalización	\$11,020.00	\$0.00	\$0.00	\$0.00	\$0.00	\$0.00	\$0.00	\$0.00	\$11,020.00	\$0.00	\$0.00	\$0.00	\$0.00	\$11,020.00	\$0.00
220000 Alimentos y utensilios	\$114,153.28	\$0.00	\$0.00	\$11,600.00	\$31,552.00	\$0.00	\$0.00	\$11,356.40	\$0.00	\$6,042.44	\$1,402.44	\$0.00	\$52,200.00	\$114,153.28	\$0.00
221000 Productos alimenticios para personas	\$114,153.28	\$0.00	\$0.00	\$11,600.00	\$31,552.00	\$0.00	\$0.00	\$11,356.40	\$0.00	\$6,042.44	\$1,402.44	\$0.00	\$52,200.00	\$114,153.28	\$0.00
221001 Alimentación de Personas	\$114,153.28	\$0.00	\$0.00	\$11,600.00	\$31,552.00	\$0.00	\$0.00	\$11,356.40	\$0.00	\$6,042.44	\$1,402.44	\$0.00	\$52,200.00	\$114,153.28	\$0.00
240000 Materiales y artículos de construcción y d	\$1,122,614.39	\$0.00	\$0.00	\$0.00	\$0.00	\$3,490.00	\$0.00	\$255,223.20	\$12,214.81	\$55,714.10	\$264,480.00	\$0.00	\$531,492.28	\$1,122,614.39	\$0.00
246000 Material eléctrico y electrónico	\$1,122,614.39	\$0.00	\$0.00	\$0.00	\$0.00	\$3,490.00	\$0.00	\$255,223.20	\$12,214.81	\$55,714.10	\$264,480.00	\$0.00	\$531,492.28	\$1,122,614.39	\$0.00
246001 Material Eléctrico	\$1,122,614.39	\$0.00	\$0.00	\$0.00	\$0.00	\$3,490.00	\$0.00	\$255,223.20	\$12,214.81	\$55,714.10	\$264,480.00	\$0.00	\$531,492.28	\$1,122,614.39	\$0.00
250000 Productos químicos, farmacéuticos y de l	\$48,087.04	\$0.00	\$0.00	\$13,719.85	\$0.00	\$0.00	\$0.00	\$0.00	\$12,073.00	\$1,690.00	\$20,604.19	\$0.00	\$0.00	\$48,087.04	\$0.00
254000 Materiales, accesorios y suministros médic	\$48,087.04	\$0.00	\$0.00	\$13,719.85	\$0.00	\$0.00	\$0.00	\$0.00	\$12,073.00	\$1,690.00	\$20,604.19	\$0.00	\$0.00	\$48,087.04	\$0.00
254001 Materiales y Suministros Médicos	\$48,087.04	\$0.00	\$0.00	\$13,719.85	\$0.00	\$0.00	\$0.00	\$0.00	\$12,073.00	\$1,690.00	\$20,604.19	\$0.00	\$0.00	\$48,087.04	\$0.00
260000 Combustibles, lubricantes y aditivos	\$1,363,667.34	\$78,652.46	\$119,619.93	\$139,399.77	\$97,675.54	\$155,206.48	\$76,663.46	\$112,807.08	\$107,792.94	\$100,176.79	\$125,754.25	\$112,625.53	\$137,293.11	\$1,363,667.34	\$0.00
261000 Combustibles, lubricantes y aditivos	\$1,363,667.34	\$78,652.46	\$119,619.93	\$139,399.77	\$97,675.54	\$155,206.48	\$76,663.46	\$112,807.08	\$107,792.94	\$100,176.79	\$125,754.25	\$112,625.53	\$137,293.11	\$1,363,667.34	\$0.00
261001 Combustibles y Lubricantes vehículos y eq	\$1,363,667.34	\$78,652.46	\$119,619.93	\$139,399.77	\$97,675.54	\$155,206.48	\$76,663.46	\$112,807.08	\$107,792.94	\$100,176.79	\$125,754.25	\$112,625.53	\$137,293.11	\$1,363,667.34	\$0.00
270000 Vestuario, blancos, prendas de protecció	\$241,860.00	\$0.00	\$0.00	\$0.00	\$0.00	\$0.00	\$0.00	\$0.00	\$31,610.00	\$0.00	\$210,250.00	\$0.00	\$0.00	\$241,860.00	\$0.00
271000 Vestuario y uniformes	\$241,860.00	\$0.00	\$0.00	\$0.00	\$0.00	\$0.00	\$0.00	\$0.00	\$31,610.00	\$0.00	\$210,250.00	\$0.00	\$0.00	\$241,860.00	\$0.00
271001 Vestuario, Uniformes	\$241,860.00	\$0.00	\$0.00	\$0.00	\$0.00	\$0.00	\$0.00	\$0.00	\$31,610.00	\$0.00	\$210,250.00	\$0.00	\$0.00	\$241,860.00	\$0.00
300000 SERVICIOS GENERALES	\$6,295,467.85	\$0.00	\$305,367.08	\$400,893.14	\$443,874.67	\$355,210.00	\$478,983.95	\$661,296.50	\$492,283.08	\$1,110,007.26	\$176,199.70	\$531,144.95	\$1,169,327.49	\$6,295,467.85	\$0.00
310000 Servicios básicos	\$4,582,802.02	\$0.00	\$299,686.00	\$288,998.00	\$306,935.00	\$305,733.00	\$300,368.00	\$327,647.00	\$320,417.00	\$1,074,832.00	\$320,181.00	\$343,604.00	\$694,402.02	\$4,582,802.02	\$0.00
311000 Energía eléctrica	\$3,855,482.02	\$0.00	\$299,686.00	\$288,998.00	\$306,935.00	\$305,733.00	\$300,368.00	\$327,647.00	\$320,417.00	\$347,512.00	\$320,181.00	\$343,604.00	\$694,402.02	\$3,855,482.02	\$0.00
311001 Servicio de Energía Eléctrica	\$3,855,482.02	\$0.00	\$299,686.00	\$288,998.00	\$306,935.00	\$305,733.00	\$300,368.00	\$327,647.00	\$320,417.00	\$347,512.00	\$320,181.00	\$343,604.00	\$694,402.02	\$3,855,482.02	\$0.00
319000 Servicios integrales y otros servicios	\$727,320.00	\$0.00	\$0.00	\$0.00	\$0.00	\$0.00	\$0.00	\$0.00	\$0.00	\$72,320.00	\$0.00	\$0.00	\$0.00	\$727,320.00	\$0.00







### Municipio de Chilcuautla HIDALGO

#### Análisis Mensual de Egresos Pagados por Fuente de Financiamiento al 31/dic./2023 (Cuentas con Movimientos) (Cifras en pesos y centavos)


Fecha y hora de Impresión | 23/abr./2024  
05:14 p. m.

Usr: supervisor  
Rep: rptAnalíticoPresupuestoEgresos\_FF

Objeto del Gasto	Presupuesto Vigente	Ene	Feb	Mar	Abr	May	Jun	Jul	Ago	Sep	Oct	Nov	Dic	Total	Diferencia (Vigente - Total)
319001 Servicios integrales y otros servicios	\$727,320.00	\$0.00	\$0.00	\$0.00	\$0.00	\$0.00	\$0.00	\$0.00	\$0.00	\$727,320.00	\$0.00	\$0.00	\$0.00	\$727,320.00	\$0.00
<b>320000 Servicios de arrendamiento</b>	<b>\$360,000.00</b>	<b>\$0.00</b>	<b>\$0.00</b>	<b>\$0.00</b>	<b>\$0.00</b>	<b>\$0.00</b>	<b>\$0.00</b>	<b>\$139,200.00</b>	<b>\$0.00</b>	<b>\$0.00</b>	<b>\$0.00</b>	<b>\$220,800.00</b>	<b>\$0.00</b>	<b>\$360,000.00</b>	<b>\$0.00</b>
326000 Arrendamiento de maquinaria, otros equipo	\$360,000.00	\$0.00	\$0.00	\$0.00	\$0.00	\$0.00	\$0.00	\$139,200.00	\$0.00	\$0.00	\$0.00	\$220,800.00	\$0.00	\$360,000.00	\$0.00
326001 Arrendamiento de Maquinaria y Equipo	\$360,000.00	\$0.00	\$0.00	\$0.00	\$0.00	\$0.00	\$0.00	\$139,200.00	\$0.00	\$0.00	\$0.00	\$220,800.00	\$0.00	\$360,000.00	\$0.00
<b>340000 Servicios financieros, bancarios y comerc</b>	<b>\$135,234.19</b>	<b>\$0.00</b>	<b>\$1,540.08</b>	<b>\$1,634.15</b>	<b>\$1,617.67</b>	<b>\$0.00</b>	<b>\$83,283.47</b>	<b>\$2,118.90</b>	<b>\$11,909.41</b>	<b>\$14,886.26</b>	<b>\$1,192.95</b>	<b>\$1,849.98</b>	<b>\$15,201.32</b>	<b>\$135,234.19</b>	<b>\$0.00</b>
344000 Seguros de responsabilidad patrimonial y fir	\$102,212.50	\$0.00	\$0.00	\$0.00	\$0.00	\$0.00	\$78,481.72	\$0.00	\$10,614.27	\$13,116.51	\$0.00	\$0.00	\$0.00	\$102,212.50	\$0.00
344001 Seguros de responsabilidad patrimonial y fir	\$102,212.50	\$0.00	\$0.00	\$0.00	\$0.00	\$0.00	\$78,481.72	\$0.00	\$10,614.27	\$13,116.51	\$0.00	\$0.00	\$0.00	\$102,212.50	\$0.00
349000 Servicios financieros, bancarios y comercial	\$33,021.69	\$0.00	\$1,540.08	\$1,634.15	\$1,617.67	\$0.00	\$4,801.75	\$2,118.90	\$1,295.14	\$1,769.75	\$1,192.95	\$1,849.98	\$15,201.32	\$33,021.69	\$0.00
349001 Servicios financieros, bancarios y comercial	\$33,021.69	\$0.00	\$1,540.08	\$1,634.15	\$1,617.67	\$0.00	\$4,801.75	\$2,118.90	\$1,295.14	\$1,769.75	\$1,192.95	\$1,849.98	\$15,201.32	\$33,021.69	\$0.00
<b>350000 Servicios de instalación, reparación, mant</b>	<b>\$726,211.17</b>	<b>\$0.00</b>	<b>\$450.00</b>	<b>\$86,891.99</b>	<b>\$119,150.00</b>	<b>\$35,278.00</b>	<b>\$22,810.48</b>	<b>\$101,103.60</b>	<b>\$84,146.67</b>	<b>\$0.00</b>	<b>\$3,025.28</b>	<b>\$114,650.00</b>	<b>\$158,705.15</b>	<b>\$726,211.17</b>	<b>\$0.00</b>
355000 Reparación y mantenimiento de equipo de t	\$626,211.17	\$0.00	\$450.00	\$86,891.99	\$19,150.00	\$35,278.00	\$22,810.48	\$101,103.60	\$84,146.67	\$0.00	\$3,025.28	\$114,650.00	\$158,705.15	\$626,211.17	\$0.00
355001 Mantenimiento de Vehículos	\$626,211.17	\$0.00	\$450.00	\$86,891.99	\$19,150.00	\$35,278.00	\$22,810.48	\$101,103.60	\$84,146.67	\$0.00	\$3,025.28	\$114,650.00	\$158,705.15	\$626,211.17	\$0.00
356000 Reparación y mantenimiento de equipo de c	\$100,000.00	\$0.00	\$0.00	\$0.00	\$100,000.00	\$0.00	\$0.00	\$0.00	\$0.00	\$0.00	\$0.00	\$0.00	\$0.00	\$100,000.00	\$0.00
356001 Reparación y mantenimiento de equipo de c	\$100,000.00	\$0.00	\$0.00	\$0.00	\$100,000.00	\$0.00	\$0.00	\$0.00	\$0.00	\$0.00	\$0.00	\$0.00	\$0.00	\$100,000.00	\$0.00
<b>390000 Otros servicios generales</b>	<b>\$491,220.47</b>	<b>\$0.00</b>	<b>\$3,691.00</b>	<b>\$23,369.00</b>	<b>\$16,172.00</b>	<b>\$14,199.00</b>	<b>\$72,522.00</b>	<b>\$91,227.00</b>	<b>\$75,810.00</b>	<b>\$20,289.00</b>	<b>\$21,900.47</b>	<b>\$71,822.00</b>	<b>\$80,219.00</b>	<b>\$491,220.47</b>	<b>\$0.00</b>
392000 Impuestos y derechos	\$150,772.47	\$0.00	\$3,691.00	\$23,369.00	\$16,172.00	\$14,199.00	\$3,691.00	\$23,944.00	\$8,753.00	\$20,289.00	\$21,900.47	\$3,691.00	\$11,073.00	\$150,772.47	\$0.00
392006 Pago de derechos	\$150,772.47	\$0.00	\$3,691.00	\$23,369.00	\$16,172.00	\$14,199.00	\$3,691.00	\$23,944.00	\$8,753.00	\$20,289.00	\$21,900.47	\$3,691.00	\$11,073.00	\$150,772.47	\$0.00
398000 Impuesto sobre nóminas y otros que se deri	\$340,448.00	\$0.00	\$0.00	\$0.00	\$0.00	\$0.00	\$68,831.00	\$67,283.00	\$67,057.00	\$0.00	\$0.00	\$68,131.00	\$69,146.00	\$340,448.00	\$0.00
398001 Impuesto sobre nóminas y otros que se deri	\$340,448.00	\$0.00	\$0.00	\$0.00	\$0.00	\$0.00	\$68,831.00	\$67,283.00	\$67,057.00	\$0.00	\$0.00	\$68,131.00	\$69,146.00	\$340,448.00	\$0.00
<b>500000 BIENES MUEBLES, INMUEBLES E IN</b>	<b>\$3,092,595.49</b>	<b>\$0.00</b>	<b>\$0.00</b>	<b>\$0.00</b>	<b>\$0.00</b>	<b>\$0.00</b>	<b>\$0.00</b>	<b>\$1,568,197.05</b>	<b>\$204,664.29</b>	<b>\$41,934.15</b>	<b>\$0.00</b>	<b>\$0.00</b>	<b>\$0.00</b>	<b>\$3,092,595.49</b>	<b>\$0.00</b>
<b>510000 Mobiliario y equipo de administración</b>	<b>\$246,598.44</b>	<b>\$0.00</b>	<b>\$0.00</b>	<b>\$0.00</b>	<b>\$0.00</b>	<b>\$0.00</b>	<b>\$0.00</b>	<b>\$0.00</b>	<b>\$204,664.29</b>	<b>\$41,934.15</b>	<b>\$0.00</b>	<b>\$0.00</b>	<b>\$0.00</b>	<b>\$246,598.44</b>	<b>\$0.00</b>
511000 Muebles de oficina y estantería	\$41,934.15	\$0.00	\$0.00	\$0.00	\$0.00	\$0.00	\$0.00	\$0.00	\$0.00	\$41,934.15	\$0.00	\$0.00	\$0.00	\$41,934.15	\$0.00
511001 Muebles de oficina y estantería	\$41,934.15	\$0.00	\$0.00	\$0.00	\$0.00	\$0.00	\$0.00	\$0.00	\$0.00	\$41,934.15	\$0.00	\$0.00	\$0.00	\$41,934.15	\$0.00
515000 Equipo de cómputo y de tecnología de la inf	\$137,388.28	\$0.00	\$0.00	\$0.00	\$0.00	\$0.00	\$0.00	\$0.00	\$137,388.28	\$0.00	\$0.00	\$0.00	\$0.00	\$137,388.28	\$0.00
515001 Bienes informáticos	\$137,388.28	\$0.00	\$0.00	\$0.00	\$0.00	\$0.00	\$0.00	\$0.00	\$137,388.28	\$0.00	\$0.00	\$0.00	\$0.00	\$137,388.28	\$0.00
519000 Otros mobiliarios y equipos de administrac	\$67,276.01	\$0.00	\$0.00	\$0.00	\$0.00	\$0.00	\$0.00	\$0.00	\$67,276.01	\$0.00	\$0.00	\$0.00	\$0.00	\$67,276.01	\$0.00
519001 Equipo de Administración	\$67,276.01	\$0.00	\$0.00	\$0.00	\$0.00	\$0.00	\$0.00	\$0.00	\$67,276.01	\$0.00	\$0.00	\$0.00	\$0.00	\$67,276.01	\$0.00
<b>540000 Vehículos y equipo de transporte</b>	<b>\$1,277,800.00</b>	<b>\$0.00</b>	<b>\$0.00</b>	<b>\$0.00</b>	<b>\$0.00</b>	<b>\$0.00</b>	<b>\$0.00</b>	<b>\$0.00</b>	<b>\$0.00</b>	<b>\$0.00</b>	<b>\$0.00</b>	<b>\$0.00</b>	<b>\$1,277,800.00</b>	<b>\$1,277,800.00</b>	<b>\$0.00</b>
541000 Vehículos y equipo terrestre	\$1,277,800.00	\$0.00	\$0.00	\$0.00	\$0.00	\$0.00	\$0.00	\$0.00	\$0.00	\$0.00	\$0.00	\$0.00	\$1,277,800.00	\$1,277,800.00	\$0.00
541001 Vehículos y Equipo Terrestre	\$1,277,800.00	\$0.00	\$0.00	\$0.00	\$0.00	\$0.00	\$0.00	\$0.00	\$0.00	\$0.00	\$0.00	\$0.00	\$1,277,800.00	\$1,277,800.00	\$0.00
<b>550000 Equipo de defensa y seguridad</b>	<b>\$1,568,197.05</b>	<b>\$0.00</b>	<b>\$0.00</b>	<b>\$0.00</b>	<b>\$0.00</b>	<b>\$0.00</b>	<b>\$0.00</b>	<b>\$1,568,197.05</b>	<b>\$0.00</b>	<b>\$0.00</b>	<b>\$0.00</b>	<b>\$0.00</b>	<b>\$0.00</b>	<b>\$1,568,197.05</b>	<b>\$0.00</b>
551000 Equipo de defensa y seguridad	\$1,568,197.05	\$0.00	\$0.00	\$0.00	\$0.00	\$0.00	\$0.00	\$1,568,197.05	\$0.00	\$0.00	\$0.00	\$0.00	\$0.00	\$1,568,197.05	\$0.00
551001 Maquinaria y Equipo de Seguridad Pública	\$1,568,197.05	\$0.00	\$0.00	\$0.00	\$0.00	\$0.00	\$0.00	\$1,568,197.05	\$0.00	\$0.00	\$0.00	\$0.00	\$0.00	\$1,568,197.05	\$0.00
<b>Fondo de Aportaciones para el Fortale</b>	<b>\$16,974,227.00</b>	<b>\$237,293.46</b>	<b>\$837,547.01</b>	<b>\$903,306.76</b>	<b>\$935,754.21</b>	<b>\$882,018.48</b>	<b>\$892,461.41</b>	<b>\$2,950,630.23</b>	<b>\$1,232,469.12</b>	<b>\$1,665,117.42</b>	<b>\$1,319,469.34</b>	<b>\$3,029,063.44</b>	<b>\$4,106,515.88</b>	<b>\$16,974,227.00</b>	<b>\$0.00</b>

### 710 Fondo de Estabilización de los Ingresos de las Entidades Federativas 2023

200000 MATERIALES Y SUMINISTROS	\$455,781.94	\$0.00	\$0.00	\$0.00	\$0.00	\$0.00	\$0.00	\$0.00	\$146,885.25	\$146,282.34	\$17,714.23	\$88,483.57	\$19,448.56	\$455,781.94	\$0.00
210000 Materiales de administración, emisión de	\$202,508.59	\$0.00	\$0.00	\$0.00	\$0.00	\$0.00	\$0.00	\$0.00	\$75,813.95	\$0.00	\$7,702.57	\$99,485.57	\$19,448.56	\$202,508.59	\$0.00
211000 Materiales, útiles y equipos menores de ofic	\$117,625.80	\$0.00	\$0.00	\$0.00	\$0.00	\$0.00	\$0.00	\$0.00	\$55,428.11	\$0.00	\$6,792.89	\$45,504.78	\$0.00	\$117,625.80	\$0.00





Usr: supervisor  
 Rep: rptAnaliticoPresupuestoEgresos\_FF

### Municipio de Chilcuautla HIDALGO


#### Analítico Mensual de Egresos Pagados por Fuente de Financiamiento al 31/dic./2023 (Cuentas con Movimientos) (Cifras en pesos y centavos)

Fecha y 23/abr./2024  
 hora de Impresión 05:14 p. m.

Objeto del Gasto	Presupuesto Vigente	Ene	Feb	Mar	Abr	May	Jun	Jul	Ago	Sep	Oct	Nov	Dic	Total	Diferencia (Vigente - Total)
211001 Material de Oficina	\$117,625.80	\$0.00	\$0.00	\$0.00	\$0.00	\$0.00	\$0.00	\$0.00	\$55,428.11	\$0.00	\$6,792.96	\$55,404.73	\$0.00	\$117,625.80	\$0.00
216000 Material de limpieza	\$84,882.79	\$0.00	\$0.00	\$0.00	\$0.00	\$0.00	\$0.00	\$0.00	\$20,385.84	\$0.00	\$969.55	\$44,078.84	\$19,448.56	\$84,882.79	\$0.00
216001 Material de Limpieza	\$84,882.79	\$0.00	\$0.00	\$0.00	\$0.00	\$0.00	\$0.00	\$0.00	\$20,385.84	\$0.00	\$969.55	\$44,078.84	\$19,448.56	\$84,882.79	\$0.00
230000 Materias primas y materiales de producció	\$184,925.73	\$0.00	\$0.00	\$0.00	\$0.00	\$0.00	\$0.00	\$0.00	\$9,563.04	\$145,252.33	\$30,110.36	\$0.00	\$0.00	\$184,925.73	\$0.00
239000 Otros productos adquiridos como materia p	\$184,925.73	\$0.00	\$0.00	\$0.00	\$0.00	\$0.00	\$0.00	\$0.00	\$9,563.04	\$145,252.33	\$30,110.36	\$0.00	\$0.00	\$184,925.73	\$0.00
239001 Otros productos adquiridos como materia p	\$184,925.73	\$0.00	\$0.00	\$0.00	\$0.00	\$0.00	\$0.00	\$0.00	\$9,563.04	\$145,252.33	\$30,110.36	\$0.00	\$0.00	\$184,925.73	\$0.00
270000 Vestuario, blancos, prendas de protecció	\$52,685.99	\$0.00	\$0.00	\$0.00	\$0.00	\$0.00	\$0.00	\$0.00	\$45,846.63	\$0.00	\$6,839.36	\$0.00	\$0.00	\$52,685.99	\$0.00
273000 Artículos deportivos	\$52,685.99	\$0.00	\$0.00	\$0.00	\$0.00	\$0.00	\$0.00	\$0.00	\$45,846.63	\$0.00	\$6,839.36	\$0.00	\$0.00	\$52,685.99	\$0.00
273001 Artículos Deportivos	\$52,685.99	\$0.00	\$0.00	\$0.00	\$0.00	\$0.00	\$0.00	\$0.00	\$45,846.63	\$0.00	\$6,839.36	\$0.00	\$0.00	\$52,685.99	\$0.00
290000 Herramientas, refacciones y accesorios m	\$15,661.63	\$0.00	\$0.00	\$0.00	\$0.00	\$0.00	\$0.00	\$0.00	\$15,661.63	\$0.00	\$0.00	\$0.00	\$0.00	\$15,661.63	\$0.00
291000 Herramientas menores	\$15,661.63	\$0.00	\$0.00	\$0.00	\$0.00	\$0.00	\$0.00	\$0.00	\$15,661.63	\$0.00	\$0.00	\$0.00	\$0.00	\$15,661.63	\$0.00
291001 Herramientas Menores	\$15,661.63	\$0.00	\$0.00	\$0.00	\$0.00	\$0.00	\$0.00	\$0.00	\$15,661.63	\$0.00	\$0.00	\$0.00	\$0.00	\$15,661.63	\$0.00
300000 SERVICIOS GENERALES	\$605,362.82	\$0.00	\$0.00	\$0.00	\$0.00	\$0.00	\$0.00	\$0.00	\$44,855.36	\$0.00	\$0.00	\$0.00	\$560,507.46	\$605,362.82	\$0.00
350000 Servicios de instalación, reparación, mant	\$74,500.42	\$0.00	\$0.00	\$0.00	\$0.00	\$0.00	\$0.00	\$0.00	\$44,855.36	\$0.00	\$0.00	\$0.00	\$29,645.06	\$74,500.42	\$0.00
355000 Reparación y mantenimiento de equipo de t	\$74,500.42	\$0.00	\$0.00	\$0.00	\$0.00	\$0.00	\$0.00	\$0.00	\$44,855.36	\$0.00	\$0.00	\$0.00	\$29,645.06	\$74,500.42	\$0.00
355001 Mantenimiento de Vehículos	\$74,500.42	\$0.00	\$0.00	\$0.00	\$0.00	\$0.00	\$0.00	\$0.00	\$44,855.36	\$0.00	\$0.00	\$0.00	\$29,645.06	\$74,500.42	\$0.00
380000 Servicios oficiales	\$530,862.40	\$0.00	\$0.00	\$0.00	\$0.00	\$0.00	\$0.00	\$0.00	\$0.00	\$0.00	\$0.00	\$0.00	\$530,862.40	\$530,862.40	\$0.00
382000 Gastos de orden social y cultural	\$530,862.40	\$0.00	\$0.00	\$0.00	\$0.00	\$0.00	\$0.00	\$0.00	\$0.00	\$0.00	\$0.00	\$0.00	\$530,862.40	\$530,862.40	\$0.00
382001 Gastos de orden social	\$530,862.40	\$0.00	\$0.00	\$0.00	\$0.00	\$0.00	\$0.00	\$0.00	\$0.00	\$0.00	\$0.00	\$0.00	\$530,862.40	\$530,862.40	\$0.00
400000 TRANSFERENCIAS, ASIGNACIONES	\$1,162,284.97	\$0.00	\$0.00	\$0.00	\$0.00	\$0.00	\$0.00	\$0.00	\$273,786.69	\$0.00	\$199,296.38	\$332,366.53	\$356,835.37	\$1,162,284.97	\$0.00
440000 Ayudas sociales	\$1,162,284.97	\$0.00	\$0.00	\$0.00	\$0.00	\$0.00	\$0.00	\$0.00	\$273,786.69	\$0.00	\$199,296.38	\$332,366.53	\$356,835.37	\$1,162,284.97	\$0.00
441000 Ayudas sociales a personas	\$843,846.22	\$0.00	\$0.00	\$0.00	\$0.00	\$0.00	\$0.00	\$0.00	\$208,467.80	\$0.00	\$68,176.86	\$225,747.79	\$341,453.77	\$843,846.22	\$0.00
441001 Ayudas sociales a personas	\$843,846.22	\$0.00	\$0.00	\$0.00	\$0.00	\$0.00	\$0.00	\$0.00	\$208,467.80	\$0.00	\$68,176.86	\$225,747.79	\$341,453.77	\$843,846.22	\$0.00
443000 Ayudas sociales a instituciones de enseñan	\$318,438.75	\$0.00	\$0.00	\$0.00	\$0.00	\$0.00	\$0.00	\$0.00	\$65,318.89	\$0.00	\$131,119.52	\$106,618.74	\$15,381.60	\$318,438.75	\$0.00
443001 Ayudas sociales a instituciones de enseñan	\$318,438.75	\$0.00	\$0.00	\$0.00	\$0.00	\$0.00	\$0.00	\$0.00	\$65,318.89	\$0.00	\$131,119.52	\$106,618.74	\$15,381.60	\$318,438.75	\$0.00
Fondo de Estabilización de los Ingresos	\$2,223,429.73	\$0.00	\$0.00	\$0.00	\$0.00	\$0.00	\$0.00	\$0.00	\$465,527.30	\$145,252.33	\$244,008.61	\$431,850.10	\$936,791.39	\$2,223,429.73	\$0.00

#### 711 ISR EBI 2023

300000 SERVICIOS GENERALES	\$38,860.00	\$0.00	\$0.00	\$0.00	\$6,380.00	\$0.00	\$0.00	\$0.00	\$0.00	\$4,640.00	\$27,840.00	\$0.00	\$0.00	\$38,860.00	\$0.00
380000 Servicios oficiales	\$38,860.00	\$0.00	\$0.00	\$0.00	\$6,380.00	\$0.00	\$0.00	\$0.00	\$0.00	\$4,640.00	\$27,840.00	\$0.00	\$0.00	\$38,860.00	\$0.00
381000 Gastos de ceremonial	\$38,860.00	\$0.00	\$0.00	\$0.00	\$6,380.00	\$0.00	\$0.00	\$0.00	\$0.00	\$4,640.00	\$27,840.00	\$0.00	\$0.00	\$38,860.00	\$0.00
381001 Gastos de Ceremonial	\$38,860.00	\$0.00	\$0.00	\$0.00	\$6,380.00	\$0.00	\$0.00	\$0.00	\$0.00	\$4,640.00	\$27,840.00	\$0.00	\$0.00	\$38,860.00	\$0.00
400000 TRANSFERENCIAS, ASIGNACIONES	\$39,762.48	\$0.00	\$0.00	\$0.00	\$0.00	\$0.00	\$0.00	\$0.00	\$0.00	\$0.00	\$0.00	\$0.00	\$39,762.48	\$39,762.48	\$0.00
440000 Ayudas sociales	\$39,762.48	\$0.00	\$0.00	\$0.00	\$0.00	\$0.00	\$0.00	\$0.00	\$0.00	\$0.00	\$0.00	\$0.00	\$39,762.48	\$39,762.48	\$0.00
441000 Ayudas sociales a personas	\$39,762.48	\$0.00	\$0.00	\$0.00	\$0.00	\$0.00	\$0.00	\$0.00	\$0.00	\$0.00	\$0.00	\$0.00	\$39,762.48	\$39,762.48	\$0.00
441001 Ayudas sociales a personas	\$39,762.48	\$0.00	\$0.00	\$0.00	\$0.00	\$0.00	\$0.00	\$0.00	\$0.00	\$0.00	\$0.00	\$0.00	\$39,762.48	\$39,762.48	\$0.00
ISR EBI 2023	\$78,622.48	\$0.00	\$0.00	\$0.00	\$6,380.00	\$0.00	\$0.00	\$0.00	\$0.00	\$4,640.00	\$27,840.00	\$0.00	\$0.00	\$78,622.48	\$0.00





Usr: supervisor  
 Rep: rptAnaliticoPresupuestoEgresos\_FF

**Municipio de Chilcuautla  
 HIDALGO**

**Analitico Mensual de Egresos Pagados por Fuente de Financiamiento al 31/dic./2023  
 (Cuentas con Movimientos)  
 (Cifras en pesos y centavos)**

Fecha y 23/abr./2024  
 hora de Impresión 05:14 p. m.

Objeto del Gasto	Presupuesto Vigente	Ene	Feb	Mar	Abr	May	Jun	Jul	Ago	Sep	Oct	Nov	Dic	Total	Diferencia (Vigente - Total)
<b>712 PFTPG 2023</b>															
200000 <b>MATERIALES Y SUMINISTROS</b>	\$13,000.00	\$0.00	\$0.00	\$0.00	\$0.00	\$0.00	\$0.00	\$0.00	\$0.00	\$0.00	\$5,000.00	\$8,000.00	\$0.00	\$13,000.00	\$0.00
210000 <b>Materiales de administración, emisión de</b>	\$9,000.00	\$0.00	\$0.00	\$0.00	\$0.00	\$0.00	\$0.00	\$0.00	\$0.00	\$0.00	\$3,000.00	\$6,000.00	\$0.00	\$9,000.00	\$0.00
211000 <b>Materiales, útiles y equipos menores de ofic</b>	\$5,000.00	\$0.00	\$0.00	\$0.00	\$0.00	\$0.00	\$0.00	\$0.00	\$0.00	\$0.00	\$0.00	\$5,000.00	\$0.00	\$5,000.00	\$0.00
211001 <b>Material de Oficina</b>	\$5,000.00	\$0.00	\$0.00	\$0.00	\$0.00	\$0.00	\$0.00	\$0.00	\$0.00	\$0.00	\$0.00	\$5,000.00	\$0.00	\$5,000.00	\$0.00
212000 <b>Materiales y útiles de impresión y reproduc</b>	\$3,000.00	\$0.00	\$0.00	\$0.00	\$0.00	\$0.00	\$0.00	\$0.00	\$0.00	\$0.00	\$3,000.00	\$0.00	\$0.00	\$3,000.00	\$0.00
212001 <b>Materiales y Útiles de Impresión</b>	\$3,000.00	\$0.00	\$0.00	\$0.00	\$0.00	\$0.00	\$0.00	\$0.00	\$0.00	\$0.00	\$3,000.00	\$0.00	\$0.00	\$3,000.00	\$0.00
216000 <b>Material de limpieza</b>	\$1,000.00	\$0.00	\$0.00	\$0.00	\$0.00	\$0.00	\$0.00	\$0.00	\$0.00	\$0.00	\$0.00	\$1,000.00	\$0.00	\$1,000.00	\$0.00
216001 <b>Material de Limpieza</b>	\$1,000.00	\$0.00	\$0.00	\$0.00	\$0.00	\$0.00	\$0.00	\$0.00	\$0.00	\$0.00	\$0.00	\$1,000.00	\$0.00	\$1,000.00	\$0.00
260000 <b>Combustibles, lubricantes y aditivos</b>	\$2,000.00	\$0.00	\$0.00	\$0.00	\$0.00	\$0.00	\$0.00	\$0.00	\$0.00	\$0.00	\$0.00	\$2,000.00	\$0.00	\$2,000.00	\$0.00
261000 <b>Combustibles, lubricantes y aditivos</b>	\$2,000.00	\$0.00	\$0.00	\$0.00	\$0.00	\$0.00	\$0.00	\$0.00	\$0.00	\$0.00	\$0.00	\$2,000.00	\$0.00	\$2,000.00	\$0.00
261001 <b>Combustibles y Lubricantes vehiculos y eq</b>	\$2,000.00	\$0.00	\$0.00	\$0.00	\$0.00	\$0.00	\$0.00	\$0.00	\$0.00	\$0.00	\$0.00	\$2,000.00	\$0.00	\$2,000.00	\$0.00
290000 <b>Herramientas, refacciones y accesorios m</b>	\$2,000.00	\$0.00	\$0.00	\$0.00	\$0.00	\$0.00	\$0.00	\$0.00	\$0.00	\$0.00	\$2,000.00	\$0.00	\$0.00	\$2,000.00	\$0.00
294000 <b>Refacciones y accesorios menores de equi</b>	\$2,000.00	\$0.00	\$0.00	\$0.00	\$0.00	\$0.00	\$0.00	\$0.00	\$0.00	\$0.00	\$2,000.00	\$0.00	\$0.00	\$2,000.00	\$0.00
294001 <b>Refacciones y accesorios menores de equi</b>	\$2,000.00	\$0.00	\$0.00	\$0.00	\$0.00	\$0.00	\$0.00	\$0.00	\$0.00	\$0.00	\$2,000.00	\$0.00	\$0.00	\$2,000.00	\$0.00
300000 <b>SERVICIOS GENERALES</b>	\$187,000.00	\$0.00	\$0.00	\$0.00	\$0.00	\$0.00	\$0.00	\$0.00	\$0.00	\$52,400.00	\$72,359.30	\$62,240.70	\$0.00	\$187,000.00	\$0.00
330000 <b>Servicios profesionales, científicos, técnic</b>	\$186,000.00	\$0.00	\$0.00	\$0.00	\$0.00	\$0.00	\$0.00	\$0.00	\$0.00	\$52,400.00	\$72,359.30	\$61,240.70	\$0.00	\$186,000.00	\$0.00
331000 <b>Servicios legales, de contabilidad, auditoría</b>	\$186,000.00	\$0.00	\$0.00	\$0.00	\$0.00	\$0.00	\$0.00	\$0.00	\$0.00	\$52,400.00	\$72,359.30	\$61,240.70	\$0.00	\$186,000.00	\$0.00
331003 <b>Servicios de Consultoría</b>	\$186,000.00	\$0.00	\$0.00	\$0.00	\$0.00	\$0.00	\$0.00	\$0.00	\$0.00	\$52,400.00	\$72,359.30	\$61,240.70	\$0.00	\$186,000.00	\$0.00
370000 <b>Servicios de traslado y viáticos</b>	\$1,000.00	\$0.00	\$0.00	\$0.00	\$0.00	\$0.00	\$0.00	\$0.00	\$0.00	\$0.00	\$0.00	\$1,000.00	\$0.00	\$1,000.00	\$0.00
375000 <b>Viáticos en el país</b>	\$1,000.00	\$0.00	\$0.00	\$0.00	\$0.00	\$0.00	\$0.00	\$0.00	\$0.00	\$0.00	\$0.00	\$1,000.00	\$0.00	\$1,000.00	\$0.00
375001 <b>Viáticos en el país</b>	\$1,000.00	\$0.00	\$0.00	\$0.00	\$0.00	\$0.00	\$0.00	\$0.00	\$0.00	\$0.00	\$0.00	\$1,000.00	\$0.00	\$1,000.00	\$0.00
<b>PFTPG 2023</b>	<b>\$200,000.00</b>	<b>\$0.00</b>	<b>\$0.00</b>	<b>\$0.00</b>	<b>\$0.00</b>	<b>\$0.00</b>	<b>\$0.00</b>	<b>\$0.00</b>	<b>\$0.00</b>	<b>\$52,400.00</b>	<b>\$72,359.30</b>	<b>\$70,280.70</b>	<b>\$0.00</b>	<b>\$200,000.00</b>	<b>\$0.00</b>
<b>713 PROBIPI 2023</b>															
600000 <b>INVERSION PUBLICA</b>	\$4,966,659.92	\$0.00	\$0.00	\$0.00	\$0.00	\$0.00	\$0.00	\$0.00	\$0.00	\$0.00	\$0.00	\$685,782.11	\$2,558,043.07	\$3,243,825.18	\$1,722,834.74
610000 <b>Obra pública en bienes de dominio públic</b>	\$4,966,659.92	\$0.00	\$0.00	\$0.00	\$0.00	\$0.00	\$0.00	\$0.00	\$0.00	\$0.00	\$0.00	\$685,782.11	\$2,558,043.07	\$3,243,825.18	\$1,722,834.74
614000 <b>División de terrenos y construcción de obra:</b>	\$4,966,659.92	\$0.00	\$0.00	\$0.00	\$0.00	\$0.00	\$0.00	\$0.00	\$0.00	\$0.00	\$0.00	\$685,782.11	\$2,558,043.07	\$3,243,825.18	\$1,722,834.74
614001 <b>División de terrenos y construcción de obra:</b>	\$4,966,659.92	\$0.00	\$0.00	\$0.00	\$0.00	\$0.00	\$0.00	\$0.00	\$0.00	\$0.00	\$0.00	\$685,782.11	\$2,558,043.07	\$3,243,825.18	\$1,722,834.74
<b>PROBIPI 2023</b>	<b>\$4,966,659.92</b>	<b>\$0.00</b>	<b>\$0.00</b>	<b>\$0.00</b>	<b>\$0.00</b>	<b>\$0.00</b>	<b>\$0.00</b>	<b>\$0.00</b>	<b>\$0.00</b>	<b>\$0.00</b>	<b>\$0.00</b>	<b>\$685,782.11</b>	<b>\$2,558,043.07</b>	<b>\$3,243,825.18</b>	<b>\$1,722,834.74</b>
<b>Total Final</b>	<b>\$118,061,608.77</b>	<b>\$4,387,183.38</b>	<b>\$7,749,250.37</b>	<b>\$15,641,800.00</b>	<b>\$8,630,580.92</b>	<b>\$5,263,172.28</b>	<b>\$6,308,033.00</b>	<b>\$7,800,990.78</b>	<b>\$6,836,478.25</b>	<b>\$9,498,250.00</b>	<b>\$6,909,578.21</b>	<b>\$7,156,442.29</b>	<b>\$16,303,396.07</b>	<b>\$105,141,758.22</b>	<b>\$12,919,850.55</b>



Bajo protesta de decir verdad declaramos que las cifras contenidas en este estado financiero son veraces y contienen toda la información referente a la situación y/o los resultados de Chilcuautla, afirmando ser legalmente responsables de la autenticidad y veracidad de las mismas, y asimismo asumimos la responsabilidad derivada de cualquier declaración en falso sobre las mismas.